



# Resource Investor Roadshow Presentation September 2018

---

**ASX: AX8**

# Important Notice and Disclaimer



This presentation has been prepared by Accelerate Resources Limited (**Accelerate** or the **Company**). It contains general information about the Company's activities current as at the date of the presentation. The information is provided in summary form and does not purport to be complete. This presentation is not to be distributed (nor taken to have been distributed) to any persons in any jurisdictions to whom an offer or solicitation to buy shares in the Company would be unlawful. Any recipient of the presentation should observe any such restrictions on the distribution of this presentation and warrants to the Company that the receipt of the presentation is not unlawful. It should not be considered as an offer or invitation to subscribe for or purchase any securities in the Company that would require a disclosure document under the *Corporations Act 2001* (Cth) (**Act**) or as an inducement to make an offer or invitation with respect to those securities. No agreement to subscribe for securities in the Company will be entered into on the basis of this presentation or any information, opinions or conclusions expressed in the course of this presentation.

This presentation is not a prospectus, product disclosure document or other offering document under Australian law or under any other law. It has been prepared for information purposes only. This presentation contains general summary information and does not take into account the investment objectives, financial situation and particular needs of any individual investor. It is not financial product advice and investors should obtain their own independent advice from qualified financial advisors having regard to their objectives, financial situation and needs. Neither Accelerate nor any of their related bodies corporate is licensed to provide financial product advice.

This presentation and information, opinions or conclusions expressed in the course of this presentation contains forecasts and forward looking information. Such forecasts, projections and information are not a guarantee of future performance, involve unknown risks and uncertainties. Actual results and developments will almost certainly differ materially from those expressed or implied.

There are a number of risks, both specific to Accelerate, and of a general nature which may affect the future operating and financial performance of Accelerate, and the value of an investment in Accelerate including and not limited to title risk, renewal risk, economic conditions, stock market fluctuations, cobalt demand and price movements, timing of access to infrastructure, timing of environmental approvals, regulatory risks, operational risks, reliance on key personnel, reserve estimations, native title risks, foreign currency fluctuations, and mining development, construction and commissioning risk.

You should not act or refrain from acting in reliance on this presentation, or any information, opinions or conclusions expressed in the course of this presentation. This presentation does not purport to be all inclusive or to contain all information which its recipients may require in order to make an informed assessment of the prospects of Accelerate. You should conduct your own investigation and perform your own analysis in order to satisfy yourself as to the accuracy and completeness of the information, statements and opinions contained in this presentation before making any investment decision. Recipients of this presentation must undertake their own due diligence and make their own assumptions in respect of the information contained in this presentation and should obtain independent professional advice before any decision based on the information. No representation or warranty, express or implied, is made in relation to the fairness, accuracy or completeness of the information, opinions and conclusions expressed in the course of this presentation. To the maximum extent permitted by law, no representation, warranty or undertaking, express or implied, is made and, to the maximum extent permitted by law, no responsibility or liability is accepted by the Company or any of its officers, employees, agents or consultant or any other person as to the adequacy, accuracy, completeness or reasonableness of the information in this presentation. To the maximum extent permitted by law, no responsibility for any errors or omissions from this presentation whether arising out of negligence or otherwise is accepted. An investment in the shares of the Company is to be considered highly speculative.

Some statements in this presentation regarding future events are forward-looking statements. They involve risk and uncertainties that could cause actual results to differ from estimated results. Forward-looking statements include, but are not limited to, statements concerning the Company's exploration programme, outlook and target sizes. They include statements preceded by words such as "potential", "target", "scheduled", "planned", "estimate", "possible", "future", "prospective" and similar expressions.

Refer to Prospectus dated 30 November 2017 for a list of complete exploration results and JORC Table 1 disclosures for reported exploration results on the Mt Read, Bulgera and Mount Monger Projects that appear in this Presentation.



# Corporate Snapshot



## Grant Mooney, Chairman (CA, MAICD)

- 30+ years' experience of corporate governance, capital raisings, M&A.
- Director of several ASX resource companies.
- Principal of Perth-based corporate advisory firm Mooney & Partners.

## Yaxi Zhan, Managing Director (CPA, MAusIMM, MAICD)

- Eleven years of resource industry experience in Australia and China.
- Worked in Finance, capital raising, M&A, project development with Sinosteel, Norilsk Nickel, Australian private and public listed junior exploration companies.

## Terry Topping, Non Executive Director (MAIG, MAusIMM)

- 30+ years' experience in the mining industry
- Director of several ASX listed resource companies.
- Director of Taipan Resources, discovered high-grade Paulsen's gold deposit

## Andrew Haythorpe, Executive Director (MAusIMM, MAICD)

- 25+ years' experience in the mining industry.
- 18 years of experience as a director of companies listed on the TSX and ASX.
- Recent Directorship - MD of Crescent Gold.

Listed on ASX on 14<sup>th</sup> Feb 2018



Shares on Issue	47.6 mil
Options on Issue (exercisable @ 25c)	15 mil
Cash at Bank*	\$3.4 mil
Market capitalisation	\$6.7 mil

\* As of 30<sup>th</sup> June 2018



# WA Gold Projects

- 100% owned
- Close to infrastructure
- Historical Drilling and Exploration

- Pilbara Gold
- Bulgera Gold
- Comet Gold
- Mount Monger Gold



Perth

# Mt Read Project

- 100% Owned
- World Class Mineral Province
- 508 km<sup>2</sup> exploration upside
- Large scale Potential
- Multiple Targets



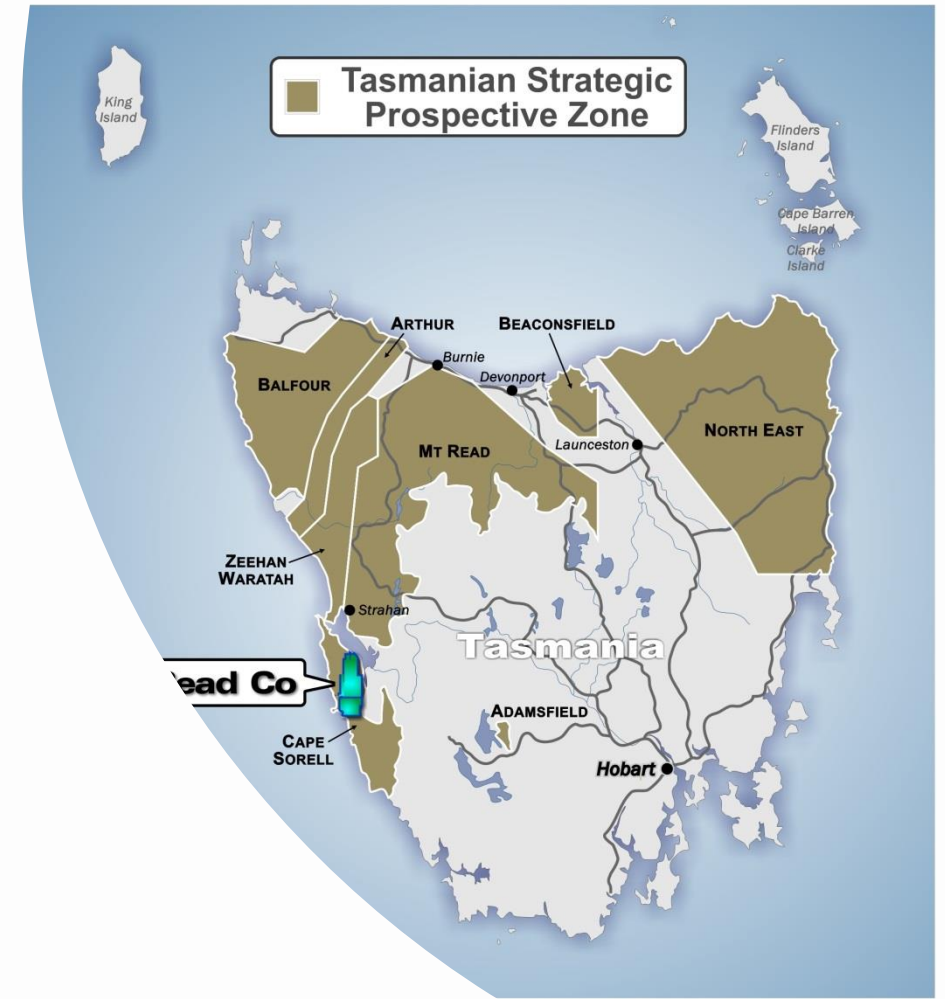
Mt Read Project

Sydney

Strahan  
Hobart

## Mt Read Project – Regional Infrastructure

- ✓ **Within the Prospective Zone for Mining and Resource development**
- ✓ **No Native Title**
- ✓ **Local workforce**
  
- ✓ **4 ports + Railway to the Mining district**
- ✓ **30 Hydro Power stations**
- ✓ **Plenty of Water for large development**
  
- ✓ **R&D Center for Geoscience (CODE, UTAS)**
- ✓ **Innovation Hub**
  - ✓ **Slurry pipeline – Savage River Iron**
  - ✓ **Block Cave Mining– Mt Lyell (Restart)**



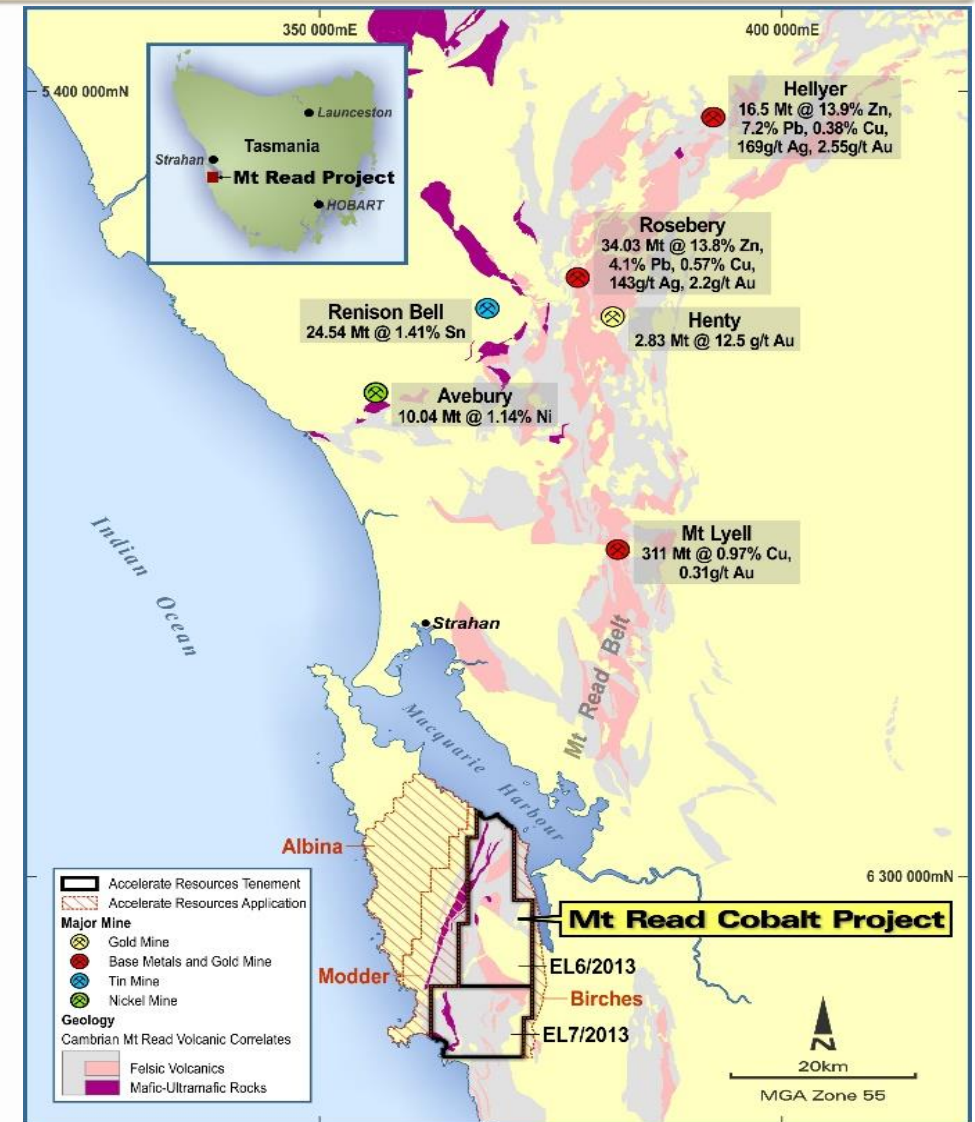


# World Class Mineral Province

## Mount Read Volcanic Belt

Western Tasmania's significant mines  
Current Combined Resources: ~368Mt

Deposit	Company	Resources*
Mt Lyell	Copper Mines of Tasmania	311Mt 0.97% Cu 0.31 g/t Au
Avebury	MMG Limited	10Mt @1.14%Ni
Rosebery	MMG Limited	34Mt @13.8% Zn, 4.3%Pb,2.4g/t Au
Henty	Diversified Minerals	2.8 Mt@12.5g/t Au
Renison Bell	Metals X Limited	24.5Mt@1.4% Sn



\*It is important to note that these references to JORC mineral resources do not in any way guarantee that Accelerate will have any success or similar successes in delineating a JORC compliant mineral resource at the Mt Read Project, if at all.

# Mt Lyell Copper Mine

60km to Thomas Creek

Porphyry Deposit

26 Ore Bodies

150 Mt @1% Copper mined

100 Years+ Continuous operation

Powered by Hydro-electric power



Google Earth

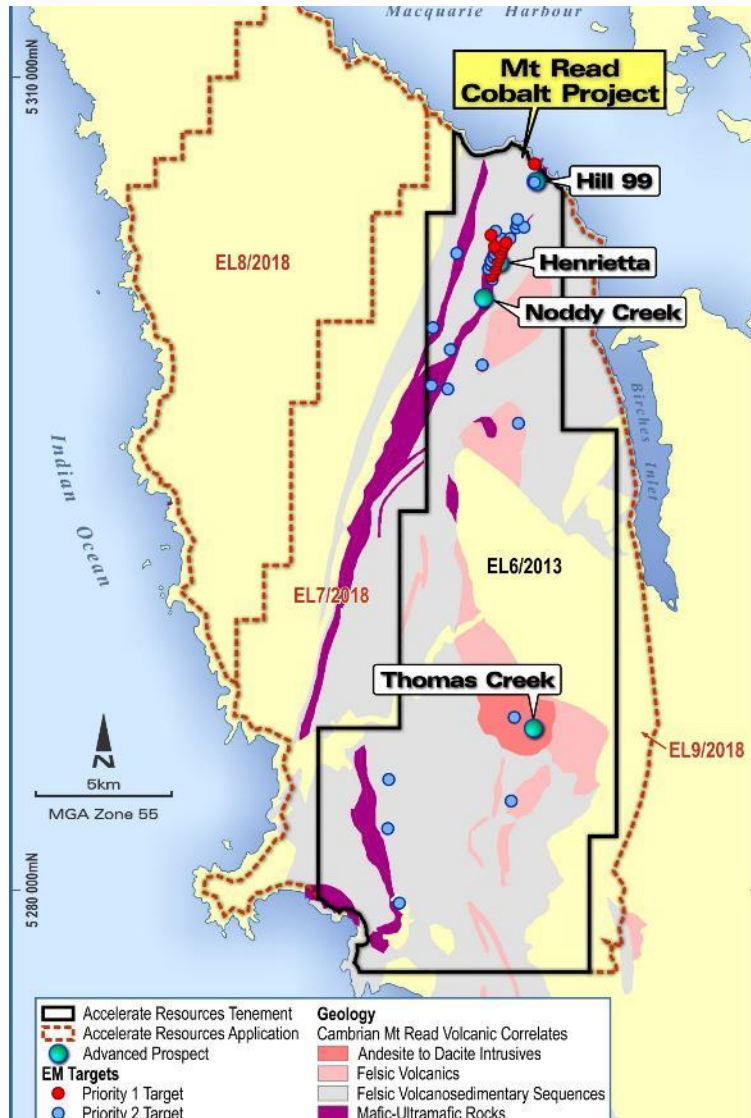
Image Landsat / Copernicus

Image © 2018 CNES / Airbus

Image © 2018 DigitalGlobe



# Mt Read Project - First mover advantage



- ✓ **100% Ownership**
- ✓ **508km<sup>2</sup>**
- ✓ **10% of the Mt Read Volcanic Belt**
- ✓ **Multiple targets : 7 priority targets**
  - **Thomas Creek – Copper-Cobalt**
  - **Henrietta – Nickel-Cobalt**
  - **Hill 99- Copper**
  - **More to be followed up**
- ✓ **De-risked**



# Thomas Creek

## Large Porphyry System in Tier One Mining District

### ✓ Right Location

Mt Read Volcanic Belt, with known porphyry mineralisation at Mt Lyell Cu-Au-Ag Mine

### ✓ Right Geology

Presence of multiple felsic-intermediate intrusions

### ✓ Right Geophysical Signature

Correlating aeromagnetic, radiometric and IP anomalies

### ✓ Large Size

~13km<sup>2</sup> Aeromagnetic and Potassium Radiometric anomaly

### ✓ Right Geochemical Signature

Classic Porphyry Style Alteration Zones

- Positive surface geochemical sampling
- Encouraging alteration in all holes, plus zones of Proximal Potassic Alteration associated with sulphides

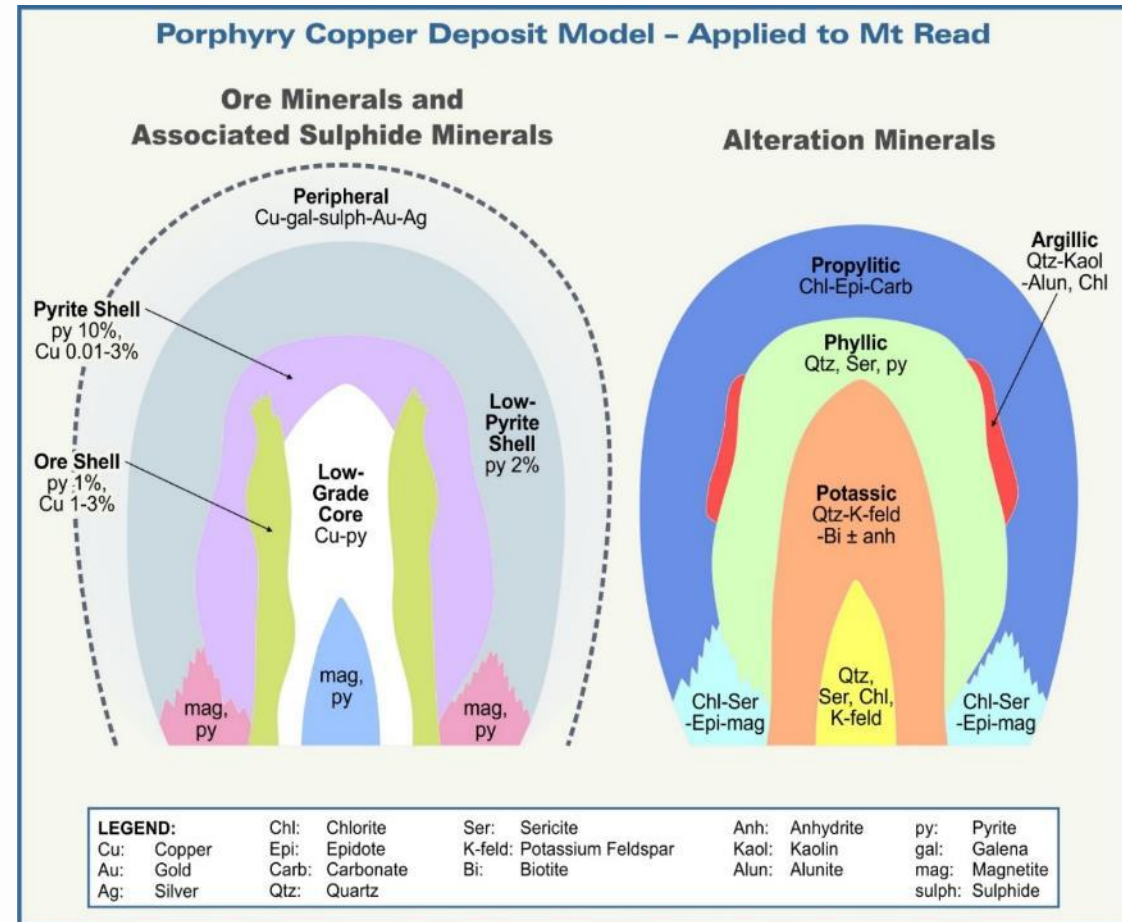


Above: TCDD001

Above: TCDD002

# Large Porphyry Deposits Are In Demand

- Porphyries are often the largest ore deposits in the world
- Often >1 Billion tons
- Long mine lives
- Containing >1 Mt Copper with Gold/Silver
- **Plus Cobalt at Thomas Creek**





# Recent Porphyry Discoveries

## Solgold Story: Cascabel Gold-Copper Porphyry Discovery

- Geochemistry:
  - Soil Sampling, Trenching, Mapping
- Geophysics:
  - Airborne Magnetics, 3D magnetic modelling
- Magnetic core zone area
  - 1000m x 500m under the clay-silica-pyrite cap south (2013, May)
- Identified a 1 to 2 billion tonne copper gold porphyry target (2013, May)
- Drilling



Above: <http://www.solgold.com.au/share-price/>



- September 2016 :US\$23M @ 12p
- June 2017: US\$40M @ 41p
- November 2017: GBP£6.5M @ 25p
- 14.54% non-blocking shareholding
- Leading copper-gold developer and miner
- Right to maintain anti-dilution and top-up rights

Above: 2018 Solgold 121 conference presentation\*



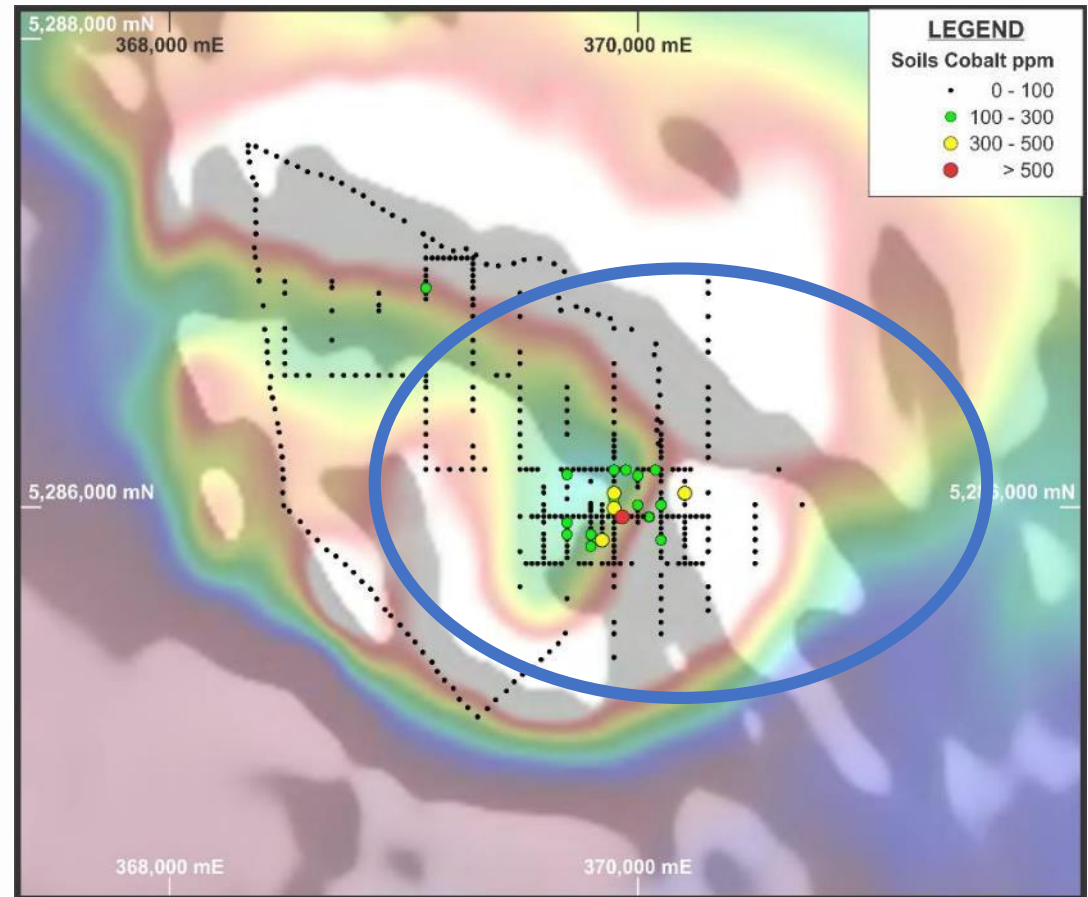
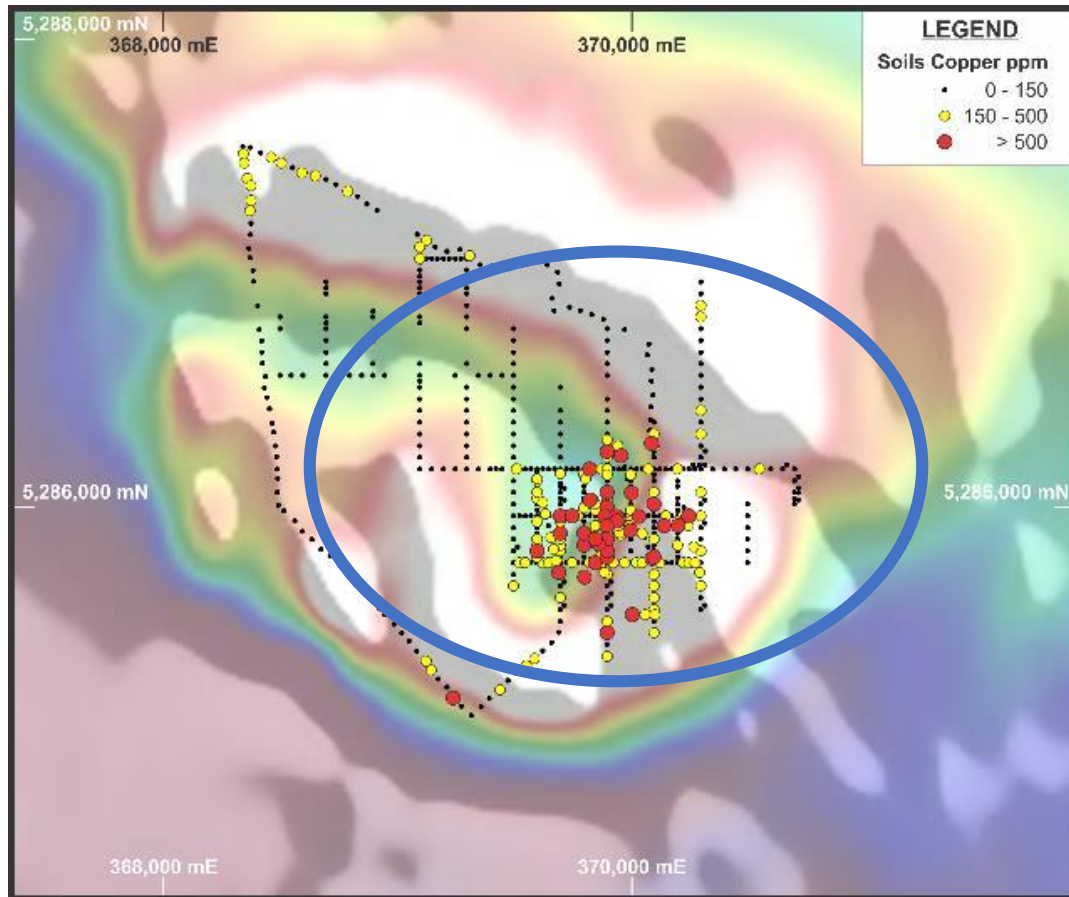
**BHP buys Solgold stake as battle with Newcrest heats up**  
 The Australian Financial Review - 4 Sep. 2018  
 Newcrest Mining might have won the first battle, but BHP Billiton has signalled the war for control of Brisbane-based copper explorer Solgold is ...



**BHP positions itself in looming battle for Solgold**  
 The Australian Financial Review - 5 Sep. 2018  
 BHP is understood to have locked up exploration acreage in close proximity to the Ecuadorian tenement that has made Brisbane-based ...  
**BHP takes stake in Ecuadorian copper miner SolGold**  
 Opinion - Telegraph.co.uk - 5 Sep. 2018

# Thomas Creek –Porphyry Signatures

## Strong Geochemical Signature





# Thomas Creek – Copper, Cobalt, Gold in soil



- Massive sulphides discovered
- Encountered at surface (20cm)

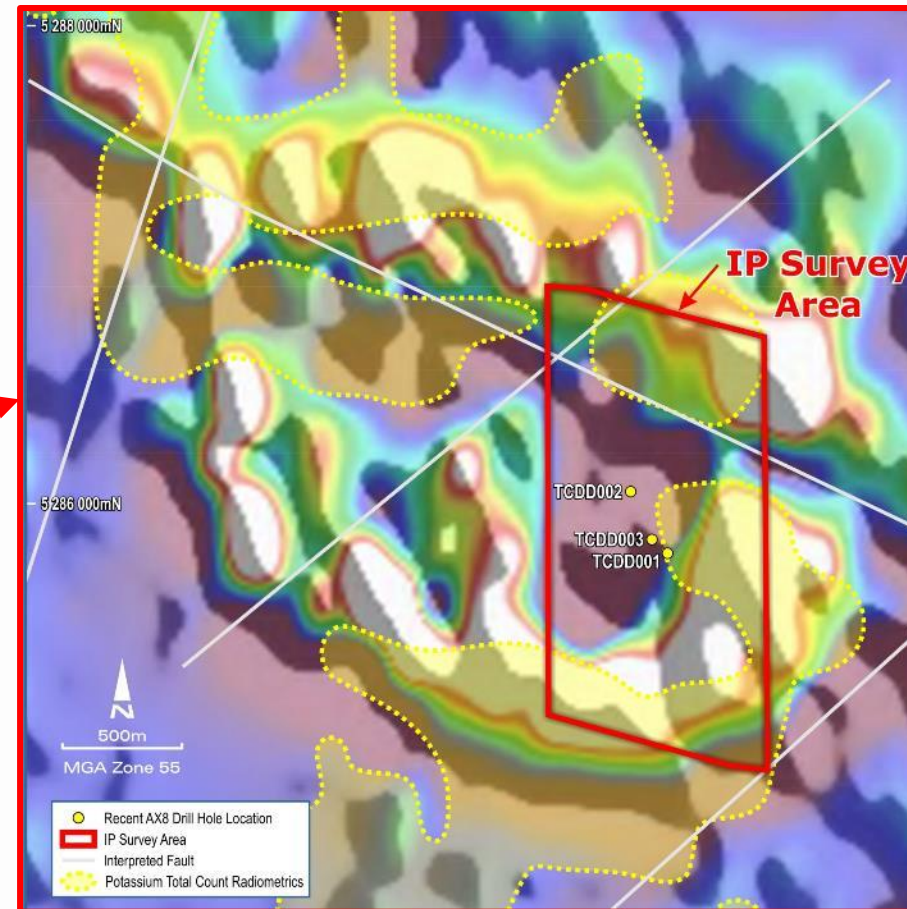
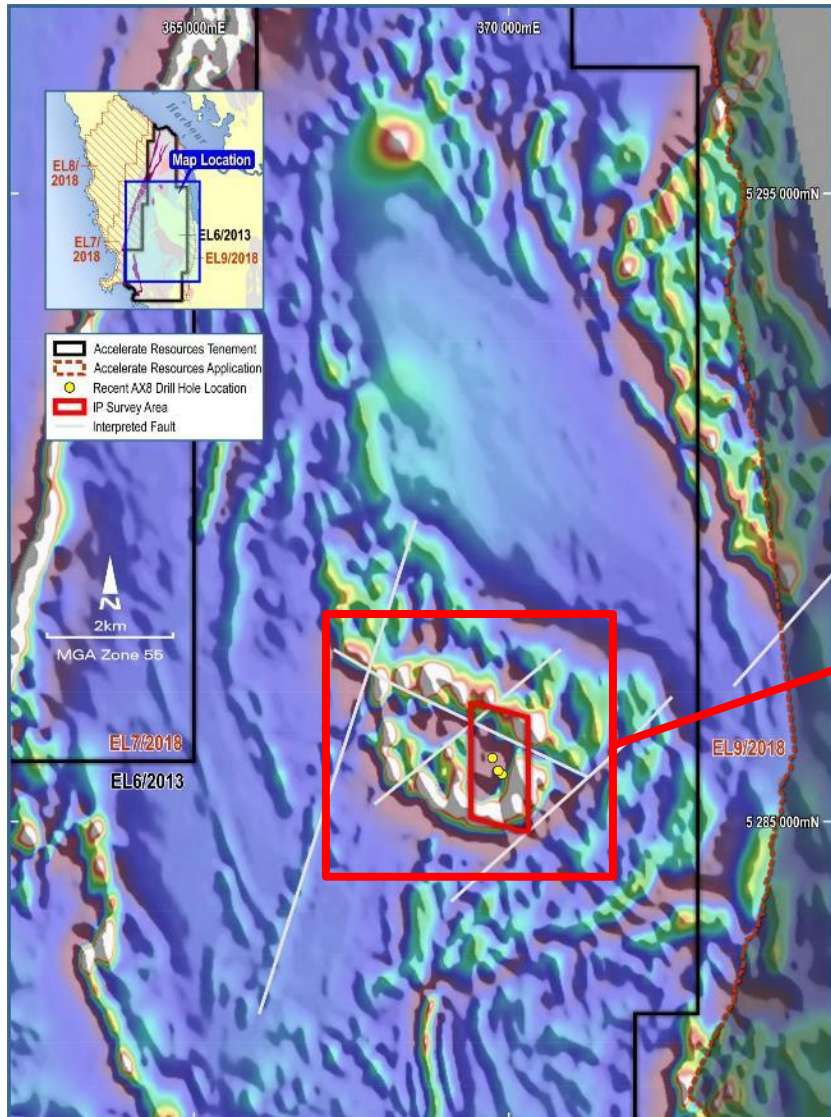
## Concentrate Grade

**< 7800 ppm Co, 0.86% Cu, 0.81g/t Au\***



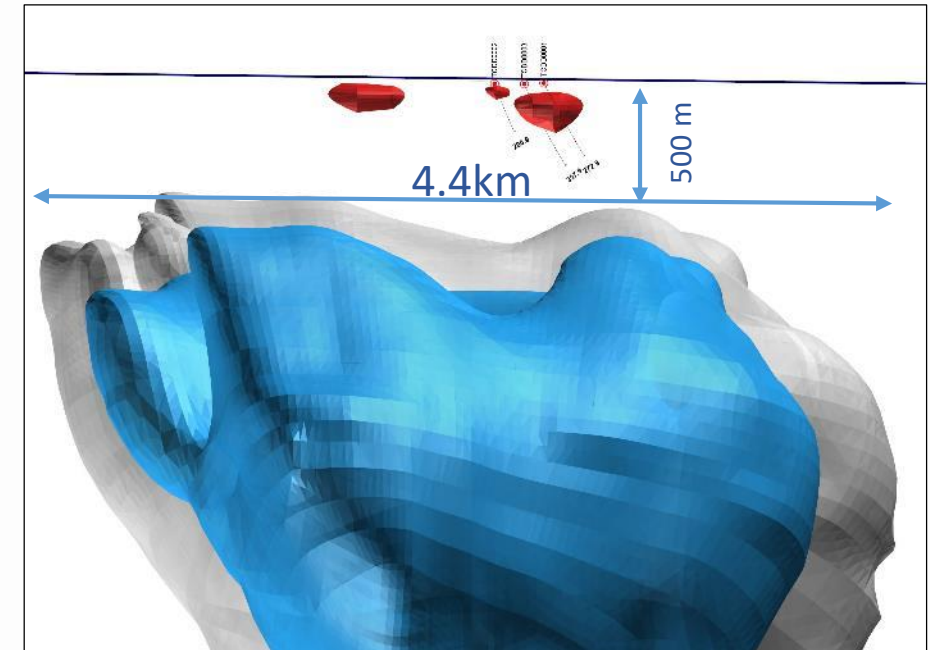
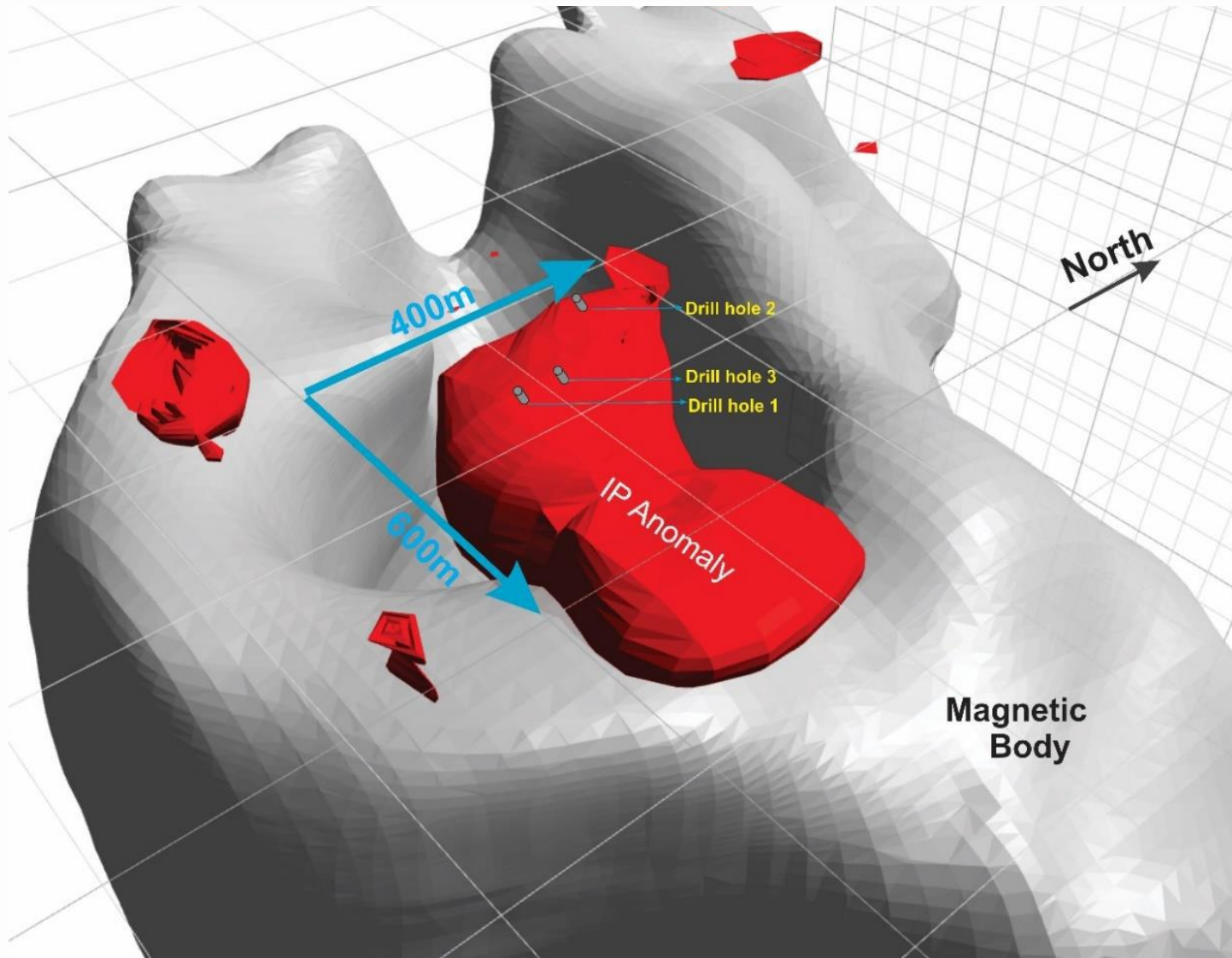
# Thomas Creek – Strong Geophysics Signatures

Large ~13km<sup>2</sup> Aeromagnetic and Potassium radiometric footprint





# Thomas Creek – Large Scale Area



**Aeromagnetic Surface**  
**~4.4km(L) X ~3Km(W)=~13km<sup>2</sup>**

# Thomas Creek – Encouraging Results



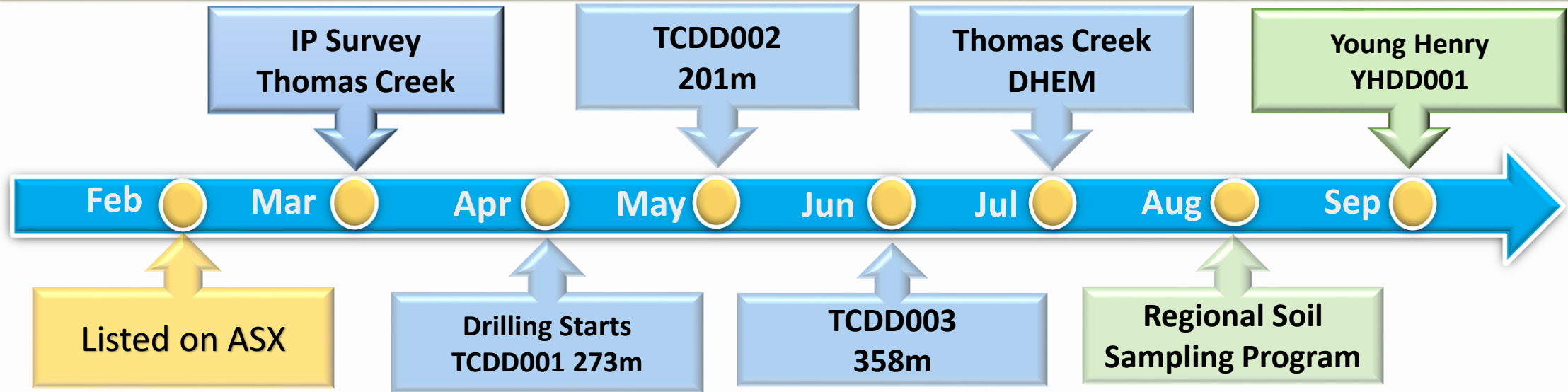
- All three holes intersected mineralization
- Grades and mineralization improve **at depth**

Hole ID	Interval (m)			Cobalt		Copper	Cobalt cut-off
	From	To	Width	ppm	%	%	
TCDD001	<b>150</b>	<b>153</b>	<b>3m</b>	<b>2323</b>	<b>0.23</b>	<b>0.09</b>	500ppm
incl.	150	151	1m	2500	0.25	0.13	500ppm
incl.	151	152	1m	3330	0.33	0.06	500ppm
TCDD001	157	158	1m	1520	0.15	0.31	500ppm
TCDD003	194	216	22m	151	0.02	0.03	100ppm
TCDD003	250	272	22m	193	0.02	0.01	100ppm
TCDD003	280	312	32m	361	0.04	0.01	100ppm
incl.	<b>299</b>	<b>307</b>	<b>8m</b>	<b>1058</b>	<b>0.11</b>	-	200ppm
incl.	<b>303</b>	<b>304</b>	<b>1m</b>	<b>5710</b>	<b>0.57</b>	0.01	500ppm

Hole ID	Interval (m)			Copper	Copper cut-off
	From	To	Width	%	
TCDD002	<b>114</b>	<b>160</b>	<b>46m</b>	<b>0.11</b>	200ppm
incl.	131	132	1m	0.23	1000ppm
incl.	135	137	2m	0.26	1000ppm
incl.	153	155	2m	0.37	1000ppm



# Milestones



# The Exploration Strategy

## Growing Thomas Creek

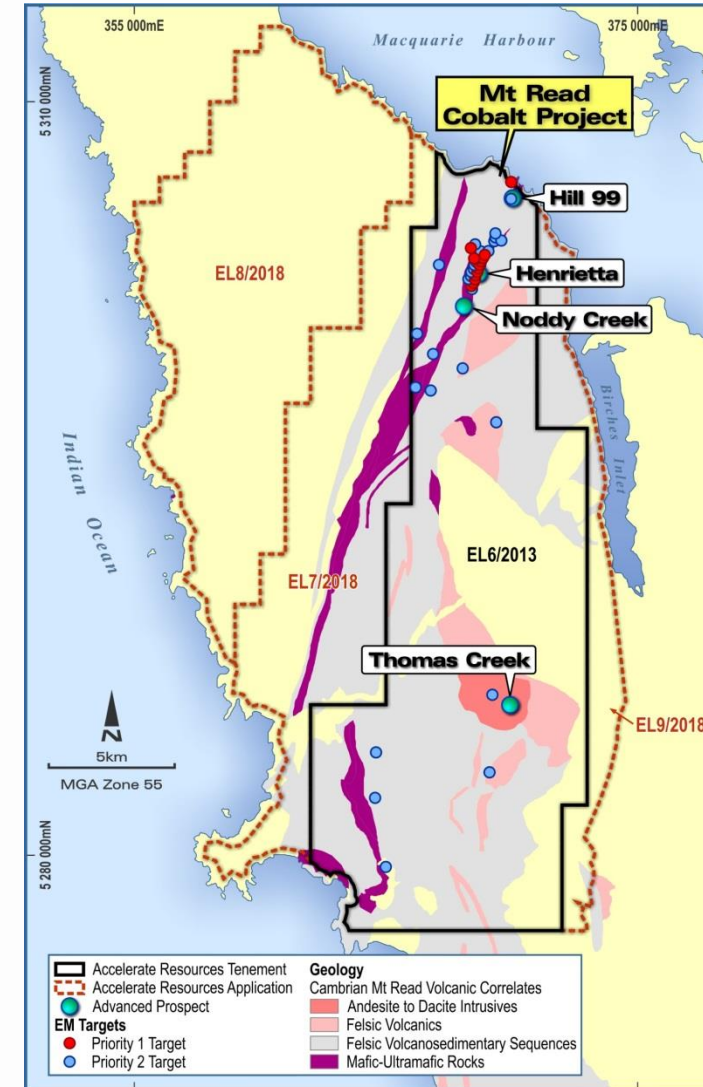
- Airborne magnetic
- Airborne EM
- Regional IP Targets
- Deep Drilling
- Consolidate Multiple Datasets

## Timber Tops-Thomas Creek look a like

- Airborne magnetic
- Compiling database

## Untested Regional Targets

- Hill 99 9.5% Cu, 0.8% Zinc previous drilling
- Noddy Creek EM Target
- Mt Lowren- Nickel in Soil





# Investment Proposition

## Economy of Scale

- Large Porphyry system
- **Cobalt in Pyrite**

## Growth Potential

- Thomas Creek
- Multiple targets

## Strategic location

- Tier one Mining District
- Nearby hydro power and water

## Experienced Team

- Track record of exploration success and discovery
- Corporate Governance and international partnerships

## Attractive Valuation

- All 100% ownership
- Value add through discovery
- Attractive entry price

# Contacts



**Yaxi Zhan**

**Managing Director**

Mob: 0432 024 792

Email: [Yaxiz@Ax8.com.au](mailto:Yaxiz@Ax8.com.au)

**Office Address :**

Ground Floor

1/16 Ord Street, West Perth

Western Australia 6005

**Postal Address :**

PO Box 938, West Perth,  
6005

**Website:**

[www.Ax8.com.au](http://www.Ax8.com.au)

## **Competent Person's Statement:**

The information in this report that relates to Exploration Results is based on information compiled by Mr. Terry Topping, who is a Member of the Australasian Institute of Mining & Metallurgy and the Australian Institute of Geoscientists. Mr. Topping is the Non-Executive Director of Accelerate Resources Ltd and has sufficient experience relevant to the style of mineralisation and type of deposit under consideration and to the activity which he is undertaking to qualify as a Competent Person as defined in the 2012 Edition of the "Australasian Code for Reporting of Exploration Results, Mineral Resources and Ore Reserves". Mr. Topping consents to the inclusion in the presentation of the matters based on his information in the form and context in which it appears.