



Accelerate Resources Limited

ABN 33 617 821 771

Consolidated Interim Financial Report For the Half-Year Ended 31 December 2024

CONTENTS

CORPORATE INFORMATION	2
DIRECTORS' REPORT	3
AUDITOR'S INDEPENDENCE DECLARATION	22
CONDENSED CONSOLIDATED STATEMENT OF PROFIT OR LOSS AND OTHER COMPREHENSIVE INCOME	23
CONDENSED CONSOLIDATED STATEMENT OF FINANCIAL POSITION	24
CONDENSED CONSOLIDATED STATEMENT OF CHANGES IN EQUITY	25
CONDENSED CONSOLIDATED STATEMENT OF CASH FLOWS	26
NOTES TO THE CONDENSED CONSOLIDATED FINANCIAL REPORT	27
DIRECTORS' DECLARATION	34
INDEPENDENT AUDITOR'S REVIEW REPORT	35

CORPORATE INFORMATION

Accelerate Resources Limited

ABN 33 617 821 771

Directors & Management

Mr Richard Hill

Non-Executive Chairman

Mr Grant Mooney

Non-Executive Director

Mr Mark Thompson

Non-Executive Director

Chief Executive Officer

Mr Luke Meter

Company Secretary

Ms Yaxi Zhan

Chief Financial Officer

Ms Beverley Nichols

Registered and Principal Office

Suite G1, 16 Ord Street

West Perth, WA 6005

Telephone: (08) 6248 9663

Website

www.ax8.com.au

Stock Exchange

Australian Securities Exchange (ASX
Limited)

Home Exchange Perth

Securities

Code: AX8

Share Registry

XCEND Pty Ltd

Level 2

477 Pitt Street

Haymarket NSW 2000

Australian Telephone: +61 (2) 7208
8033

Email: support@xcend.co

Website: www.xcend.co

Auditor

Hall Chadwick WA Audit Pty Ltd

283 Rokeby Road

Subiaco, WA 6008

Telephone: +61 8 9426 0666

DIRECTORS' REPORT

The Directors of Accelerate Resources Limited (“the Company” or “Accelerate”) and its controlled entities (“the Group”), present their interim financial report for the half-year ended 31 December 2024.

DIRECTORS

The names of Directors in office at any time during or since the end of the half-year ended 31 December 2024 were as follows:

Name	Title	Date Appointed	Resignation Date
Mr Richard Hill	Non-Executive Chairman	3 July 2020	
Ms Yaxi Zhan	Executive Director	7 March 2017	31 January 2025
Mr Grant Mooney	Non-Executive Director	1 June 2017	
Mr Mark Thompson	Non-Executive Director	1 May 2024	

PRINCIPAL ACTIVITIES

Accelerate Resources Limited (“Accelerate” or “the Company”) is an emerging mineral explorer focused on the discovery and development of gold and critical minerals. The Company is committed to delivering shareholder value through exploration discoveries, project de-risking, strategic acquisitions and partnerships.

The Company’s current portfolio comprises the Kanowna East Gold Project within the prolific Kalgoorlie region of WA, Karratha Lithium Projects in the West Pilbara region of WA, the Woodie Woodie North Manganese Project in the East Pilbara Region of WA and the Comet Gold Project in the Murchison region of WA (Figure 1)

During the first half of 2025, Accelerate concentrated on advancing its critical metal projects as well as developing its gold strategy resulting the in the acquisition of 70% interest in the Kanowna East Project.

Through exploration and resource development, these projects provide significant opportunities for the Company as it continues to explore and evaluate resources that are aligned with the growing global demand for gold and critical metals.



Figure 1: Location of the Accelerate Resources' Main Projects.

REVIEW OF OPERATIONS AND RESULTS

1. KANOWNA EAST GOLD PROJECT, KALGOORLIE WA

On the 23rd January 2025, Accelerate announced the launch of its new gold strategy with a Heads of Agreement executed with Metal Hawk Limited (ASX: MHK) to acquire 70% interest in the Kanowna East Gold Project. In addition, the company also announced its application for a 100% held lease in the same project area containing 5km of prospective strike along the Scotia-Kanowna Dome (Figure 1). The tenements are in the prolific Kalgoorlie gold region of Western Australia and are strategically situated near major gold mines including Kanowna Belle and the Kalgoorlie Superpit.

The project area was selected following extensive evaluation and due diligence, focusing on highly prospective terrains, with the opportunity to transform new discoveries into producing assets faster and at lower cost. The Kanowna East Project area stood out as it

fulfills all essential criteria and is close to multiple processing plants with toll milling services, enabling potential production from even modest deposits. Located approximately 25 km north-east of Kalgoorlie, the project consists of three granted exploration licenses, one granted prospecting licenses and one exploration license application totaling 99.5 km² of tenure within the rich Kalgoorlie gold field of WA (Table 1).

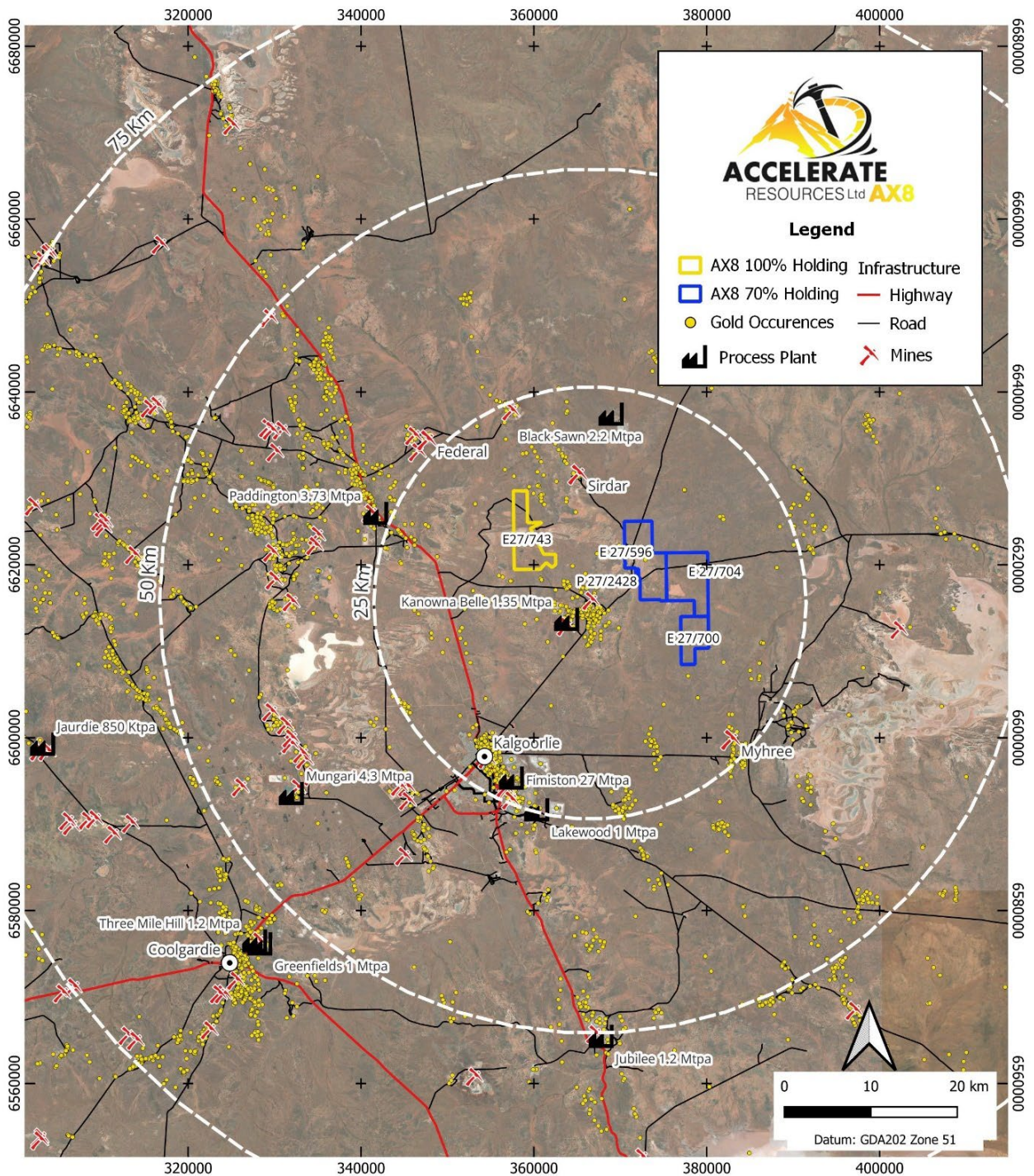


Figure 2: Accelerate Resources Kalgoorlie Area Gold Projects Location Map

Table 1: Newly Acquired Tenement Details

Tenement	Holding following Agreement Completion	Status	Area (km ²)	Grant Date	Expiry Date
E27/596	70% AX8 / 30% MHK	Granted	31.61	18/12/2018	17/12/2028
E27/700	70% AX8 / 30% MHK	Granted	14.76	19/11/2024	18/11/2029
E27/704	70% AX8 / 30% MHK	Granted	29.54	19/11/2024	18/11/2029
P27/2428	70% AX8 / 30% MHK	Granted	0.33	27/03/2020	26/03/2028
E27/743	100% AX8	Pending	23.23	-	-

In 2020, Metal Hawk followed up historical RAB holes along the western half of E27/596 with 408 shallow aircore drill holes, defining two paleo-surface gold anomalies named Little Lake and Western Tiger (Figure 2). Significant assays from these prospects include:

- **5m @ 2.2g/t Au** from 65m in drill hole KEAC006
- **6m @ 1.5g/t Au** from 54m in drill hole KEAC051
- **3m @ 7.1g/t Au** from 55m in drill hole KEAC180
- **6m @ 3.4g/t Au** from 24m in drill hole KEAC186
- **5m @ 2.7g/t Au** from 50m in drill hole KEAC264
- **5m @ 4.8g/t Au** from 65m in drill hole KEAC265
- **6m @ 1.2g/t Au** from 60m in drill hole KEAC275
- **8m @ 4.5g/t Au** from 75m in drill hole KEAC373

In the following year, a 14-hole RC drill program totalling 1,465m was completed at the Little Lake and Western Tiger prospects, further defining significant paleo-surface gold mineralisation. At the Little Lake Prospect, a notable intercept of **4m @ 17.7g/t Au** from 75m (including **1m @ 42.7g/t Au** from 76m) was recorded in drill hole KERC012, along with a modest but important basement intercept 200m NE along strike of **5m @ 0.52g/t Au** from 100m in drill hole KERC010.

At the Western Tiger Prospect, similar promising RC results were obtained along the paleo-surface, including:

- **2m @ 1.45g/t Au** from 73m, and **5m @ 1.59g/t Au** from 80m in drill hole KERC003
- **1m @ 1.42g/t Au** from 75m in KERC004
- **5m @ 1.95g/t Au** from 70m in KERC005
- **5m @ 1.09g/t Au** from 69m in KERC006




Figure 2: Significant Drill Intercepts (Gold) at Kanowna East Project

Accelerate views the previous results at Kanowna East as highly anomalous, suggesting significant potential for undercover paleo-surface and basement gold mineralised systems.

The technical team at Accelerate interprets the high-grade and broad gold intercepts at both Little Lake and Western Tiger as indicators of proximity to a basement gold source. The company plans to test an exploration model similar to the +3-million-ounce Garden Well Deposit (Figure 3). The Garden Well deposit is an Archean orogenic gold deposit, initially covered by a gold-bearing paleochannel and overlain by 35 meters of sediments, before the discovery of a high-grade gold shoot in the basement under the southern end of the paleochannel.

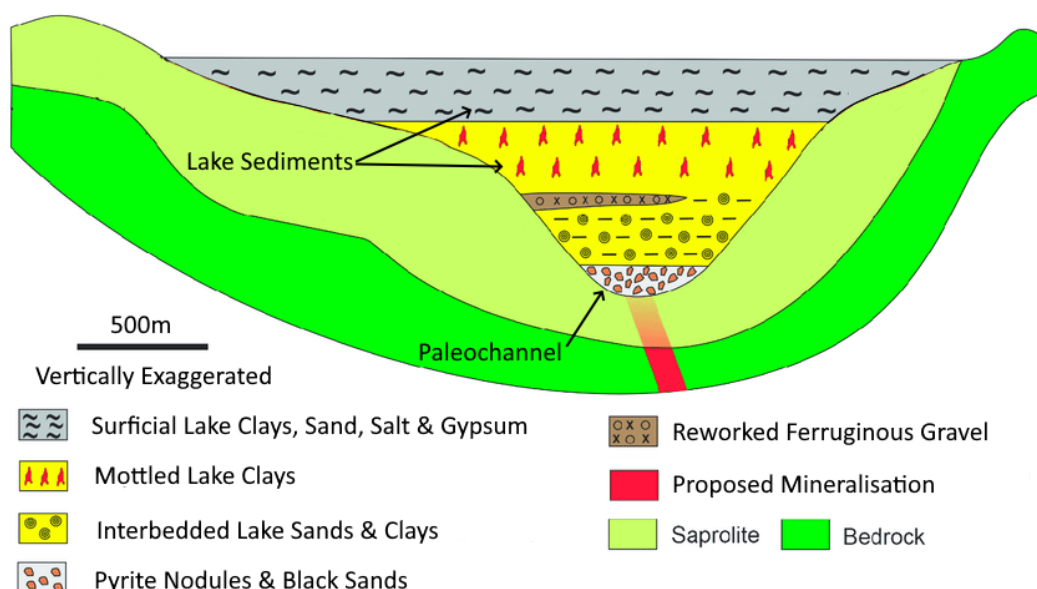


Figure 3: Vertically exaggerated schematic cross-section displaying potential basement hosted mineralisation source below a gold bearing paleochannel. Modified from Anand, Ravi R et al 2021.

Preparations for field activities has commenced with initial reconnaissance work in preparation for field mapping and geochemical sampling commencing in early February 2025 with Accelerates first phase of exploration drilling expected to commence at the Little Lake and Western Tiger prospects in Q2 2025.

2. KARRATHA LITHIUM PROJECTS

Prinsep Lithium Project

The Karratha Lithium Projects is situated 15km south of the regional centre of Karratha and 35km west of Azure Minerals Andover Lithium Project. Prinsep forms part of the Company's 100% owned Karratha Lithium Projects portfolio which encompasses approximately 85km² of prospective tenure within the emerging Karratha – Roebourne hard-rock lithium belt (Figure 4).

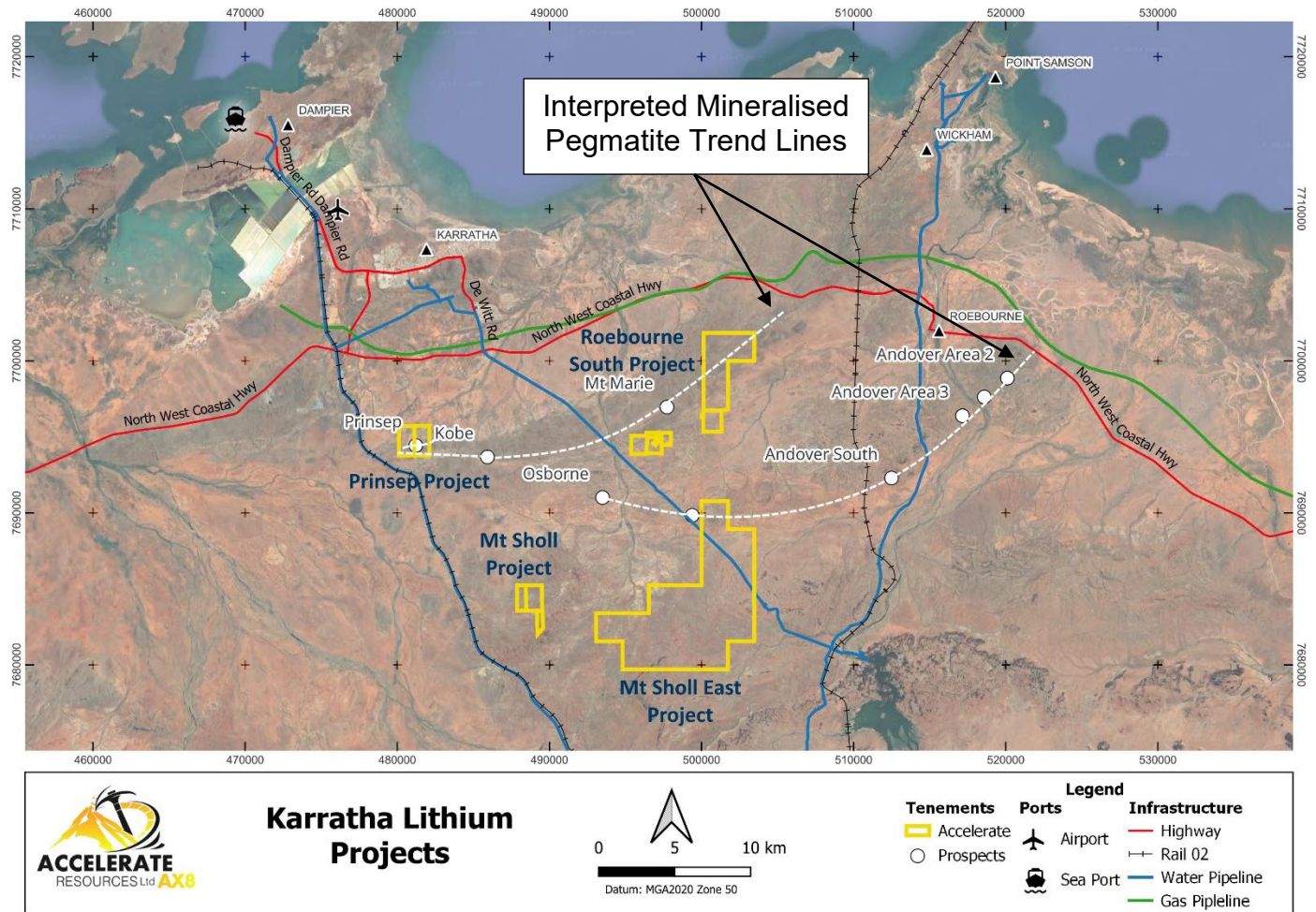


Figure 4: AX8 Karratha Lithium Project with local infrastructure and Lithium prospect trends

At Prinsep, lithium mineralisation has been defined across two sub-parallel pegmatite zones, each over 1,800m in length with rock chip sample assays results ranging up to 2.06% Li₂O (refer ASX: AX8 28 November 2023)

On the 20th May 2024 Accelerate commencement its phase 1 RC drilling program that was designed to test the down dip lithium potential of the mapped outcropping pegmatite mineralisation. The drill program concluded in mid-June, consisting of 38 drill holes for 4224m (Figure 6), with results announced in July 2024 (refer ASX: AX8 17 July 2024).

All 38 drill holes intercepted south dipping pegmatites with significant lithium pegmatite intercepts including:

- 4m @ 1.28% Li₂O from 19 – 26m within drill hole PRC026
- 3m @ 1.18% Li₂O from 74 – 77m within drill hole PRC008
- 3m @ 1.08% Li₂O from 122 – 125m within drill hole PRC033
- 7m @ 0.98% Li₂O from 32 – 39m within drill hole PRC026
- 10m @ 0.70% Li₂O from 89 – 99m within drill hole PRC030
- 11m @ 0.56% Li₂O from 16 – 27m within drill hole PRC028

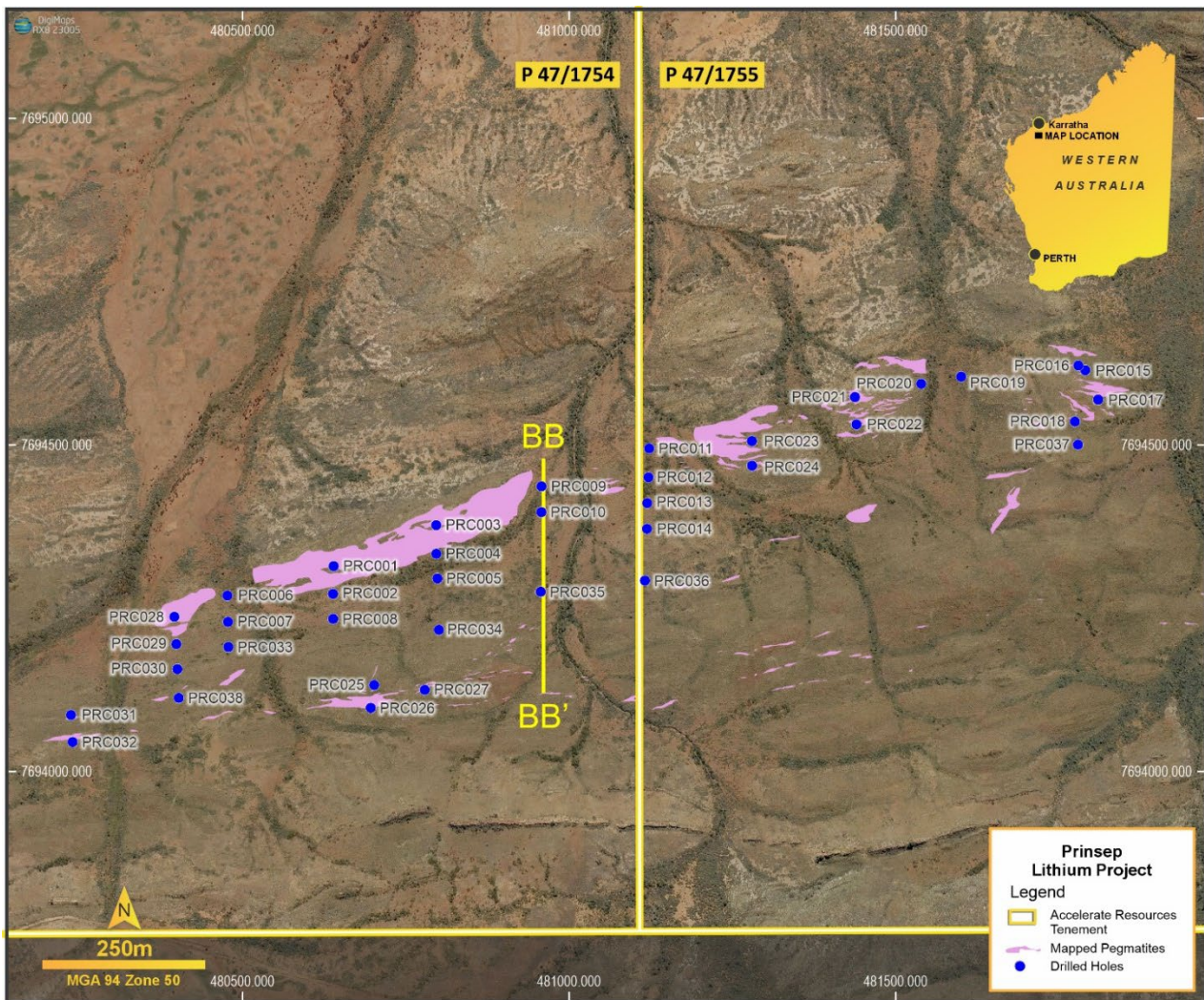


Figure 6: Prinsep Phase 1 RC drill hole collar locations along with x-section position.

An important outcome of the program is the discovery of a wide low-grade lithium alteration halo, estimated to be greater than 150m true width, with a strike in excess of 1,600m. Significantly, the lithium mineralisation is developed in basalt interspersed with higher grade lithium pegmatites (Figure 7). Significant basalt hosted intercepts include:

- 63m @ 0.24% Li₂O from 107 – 170m within drill hole PRC035
- 62m @ 0.22% Li₂O from 23 – 85m within drill hole PRC008
- 48m @ 0.31% Li₂O from 132 – 180m within drill hole PRC036
- 46m @ 0.33% Li₂O from 64 – 110m within drill hole PRC030
- 23m @ 0.34% Li₂O from 65 – 88m within drill hole PRC029

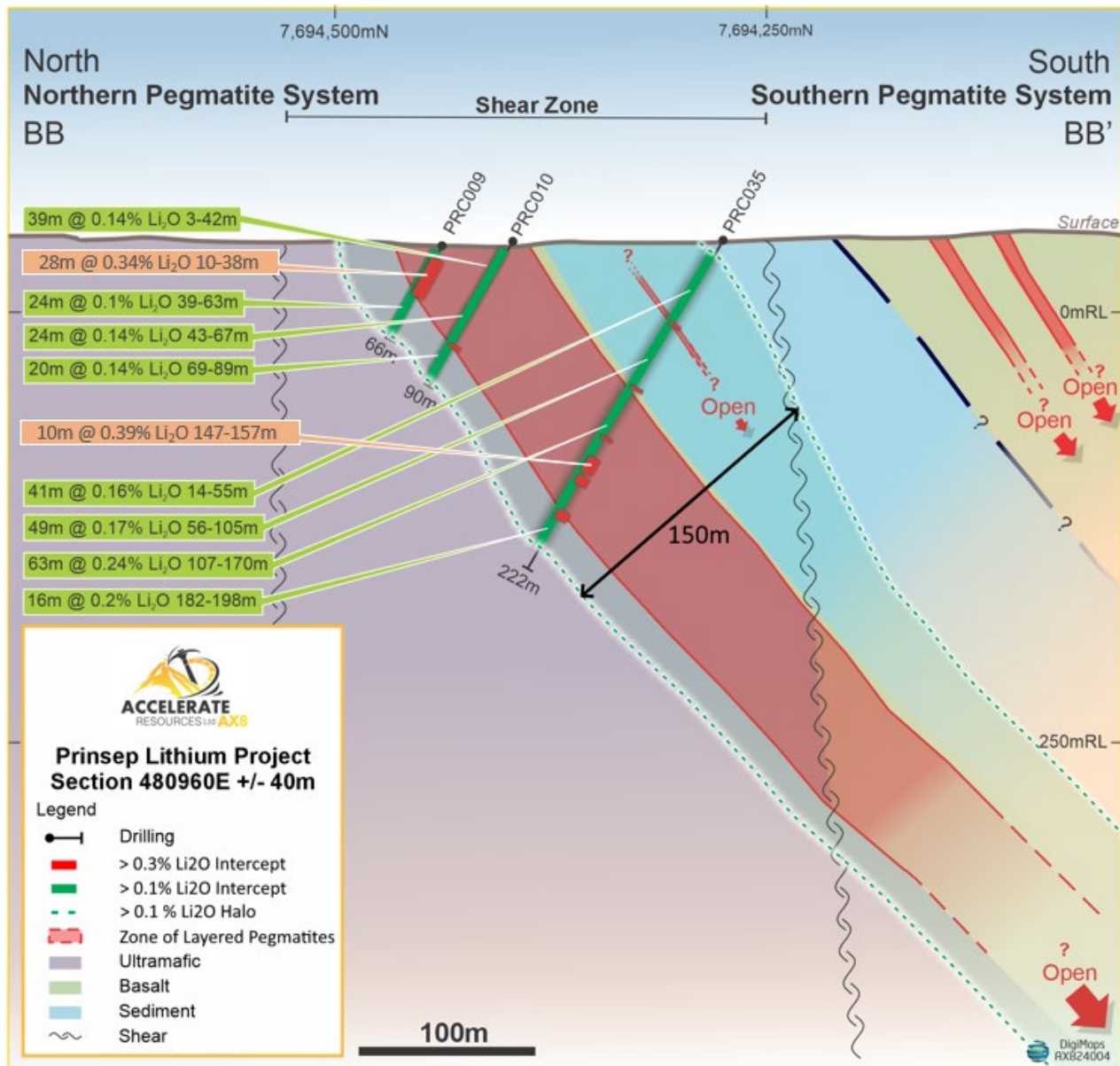


Figure 7: Section BB- BB' from plan (Figure 3) displaying significant lithium Intercepts and broader 0.1% Li₂O halo within the northern Pegmatite Zone.

Interpretation of the phase 1 Prinsep RC drill program was completed during the period, including detailed geochemical, petrographic and spectroscopic analysis. Results identified a large portion of the northern pegmatite system as being prospective for higher grade lithium mineralisation at depth (Figure 8), with Lithium, Caesium and Tantalum assays combined with fractionation indexes to vector prospectivity of the 1.6km – 2.0km long pegmatite system.

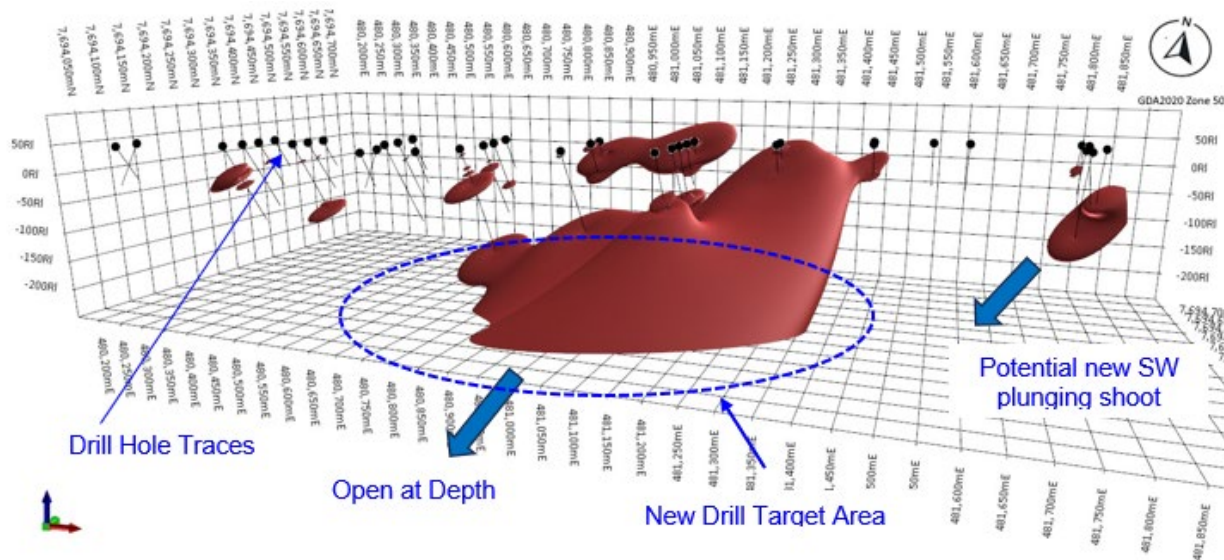


Figure 8: Leapfrog model of RC drilling shell combined Lithium >1000ppm, Caesium >200ppm and Tantalum >30ppm (oblique view looking south-west)

Additionally, high grade caesium within the shoots, being 2m @ 0.24% Cs₂O from 187m in PR035 and 4m @ 0.24% Cs₂O from 200m in PR036, support increased potential for high grade lithium mineralisation at depth (refer ASX:AX8 17/07/2024).

Raman spectral analysis of the extensive low grade lithium hole within the basalt host rock confirmed the presence of Holmquistite, a lithium bearing amphibole that almost exclusively forms in the reaction zone between Li-pegmatites and their host rock. Holmquistite has previously been identified in giant LCT pegmatite systems, such as Greenbushes.

Coupled with the with the fractionated nature of the northern pegmatite, this further indicates the potential for a larger pegmatite system at depth.

Mt Sholl East Project

Mapping and rock chip sampling advanced during the 6 month period with numerous new north-east to south-west bearing pegmatites and granitic dykes identified in the northern portion of the project.

Mapping to date confirms the southern limit of the pegmatites as being defined by the Mt Sholl Shear Zone, a regionally significant crustal margin that separates two distinct geological domains within the West Pilbara greenstone belt. To the north, pegmatites appear to be strongly associated with localised shear zones within a pervasive north-east to south-west fabric and along lithological margins within basalts and cherts of the Ruth Well Formation and gabbro's of the Andover mafic intrusive suite. The same gabbro's that host to Azure Minerals Andover Lithium discovery.

A rock sample containing spodumene was identified in November 2024, when a hand

sample collected from a 70m long east-west trending pegmatite containing unusual mineral textures was sent for Ramon Spectral Analysis (Figure 9). The presence of spodumene confirms the potential of the lithium mineralisation within the project, however assays collected from the sample site produced no significant lithium result, with additional work required to identify further lithium bearing pegmatites.

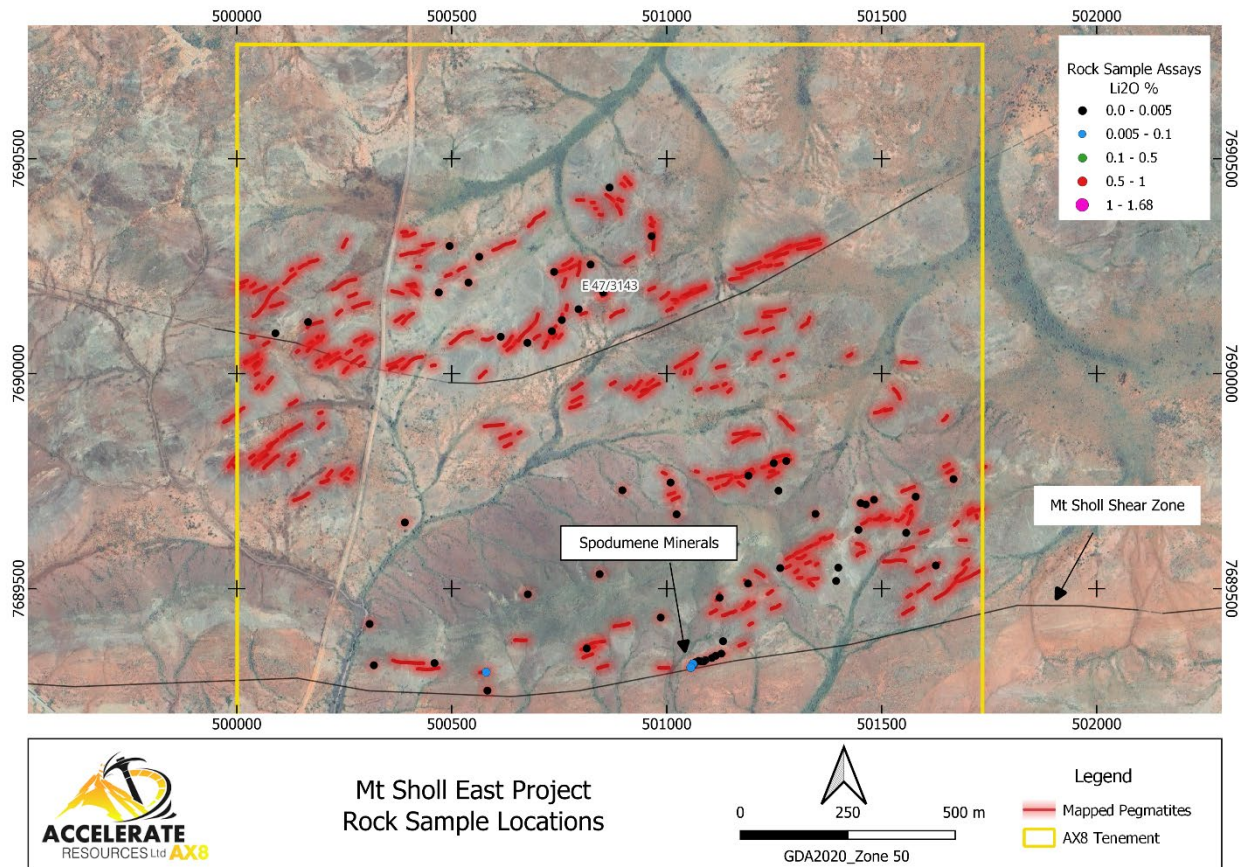


Figure 9: Mt Sholl East rock sample location map displaying Spodumene mineral occurrence location

Next Steps

Planning of the phase 2 diamond drill program was completed during the period, with the aim of the program to:

1. Follow up down plunge extensions of lithium mineralisation intercepted in the phase 1 RC drill program along both the northern and southern pegmatite zones, and
2. Drill test the large newly defined geochemical target generated from assay results from the phase 1 RC drill program that identified elevated Lithium, Caesium and Tantalum within the pegmatite hostrock approximately 200m below surface.

Accelerate is in discussions with potential strategic partners to advance the projects. There is considerable interest in potential consolidation of this newly discovered lithium province, which hosts one of the largest greenfield discoveries in the world at Andover.

3. WOODIE WOODIE NORTH MANGANESE PROJECT

The Woodie Woodie North Manganese Project is a strategically consolidated package of tenure located along the Woodie Woodie Manganese Mining Corridor, 240km. east of Port Hedland and 70km north of Consolidated Minerals Woodie Woodie Manganese Mine (Figure 10). The projects cover 432km² of prospective Proterozoic sediments and includes 6 mapped large scale manganese corridors over 35km of strike.

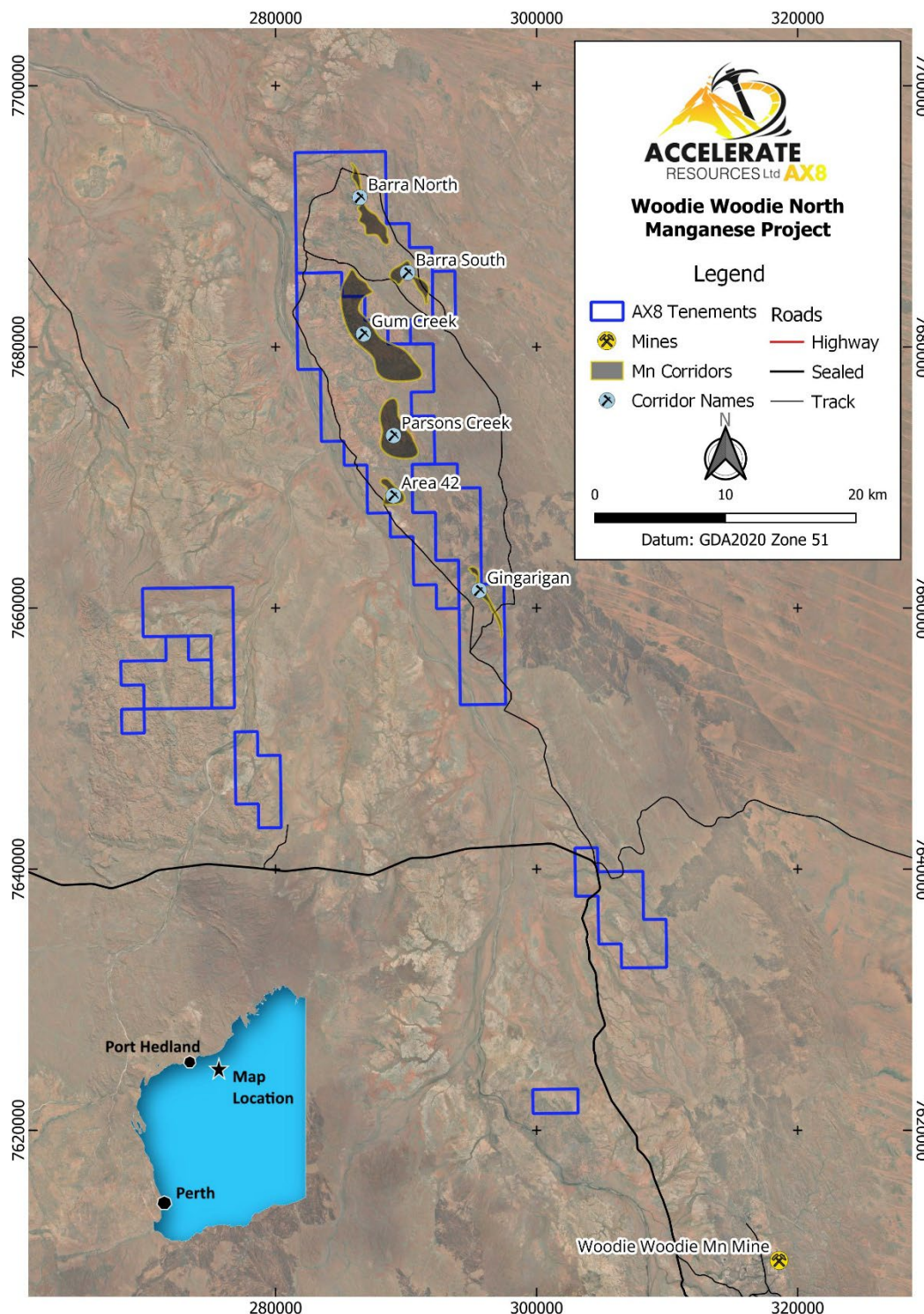


Figure 10: Woodie Woodie North Project Location displaying Manganese corridors.

Exploration drilling to date has defined a maiden inferred Mineral Resource Estimate (MRE) of **1.2Mt at 19.1% Mn (at a 15% Mn cut-off)** and Exploration Targets totalling **5.3Mt – 10.7Mt at 10% – 19% Mn** (Figure 11 and Table 1) representing a high-grade manganese project with scale potential. The MRE was based on the integration of historical drilling data and the Company’s Reverse Circulation (RC) drilling campaigns completed during 2022 and 2023 at the Barra North Area 1, Barra South Areas 3 and 4, and Area 42 (refer ASX: AX8 30/11/2023).

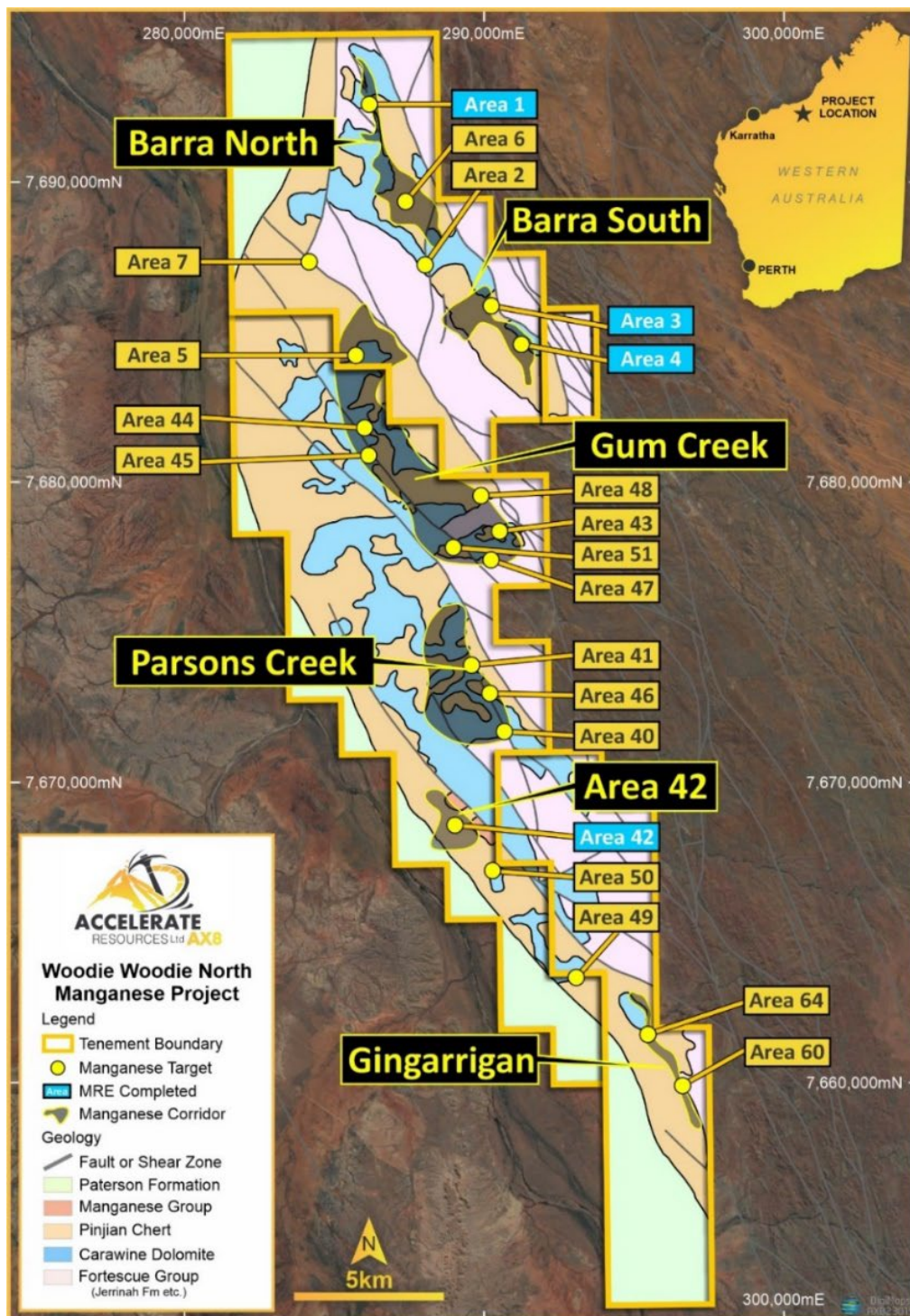


Figure 11: Location of Mineral Resources at Barra North Area 1, Barra South Areas 3 and 4, and Area 42.

Table 2 – Summary of Mineral Resource Estimate.

Area	JORC Classification	Tonnes (Mt)	% Mn	% Fe	% SiO ₂	% Al ₂ O ₃	% P
Area 1	Inferred	0.04	17.2	14.6	25.8	2.2	0.1
Sub-total	Inferred	0.04	17.2	14.6	25.8	2.2	0.1
Area 3	Inferred	0.3	17.5	20.1	27.9	3.0	0.1
Sub-total	Inferred	0.3	17.5	20.1	27.9	3.0	0.1
Area 4	Inferred	0.2	16.1	21.8	34.0	2.3	0.1
Sub-total	Inferred	0.2	16.1	21.8	34.0	2.3	0.1
Area 42	Inferred	0.7	20.7	15.6	35.6	3.3	0.1
Sub-total	Indicated + Inferred	0.7	20.7	15.6	35.6	3.3	0.1
TOTAL	Inferred	1.2	19.1	17.6	33.1	3.0	0.1

Notes:

- *The Woodie Woodie North Project inferred mineralisation estimate is based on the November 2023 MRE (JORC 2012) reported on the 30th November 2023 by ERM (formerly CSA). The company annually reviews its material resources at the end of each calendar year as per Clause 15 of the JORC Code 2015.*
- *Mineral Resources reported at cut-offs of 15% Mn*
- *Due to the effects of rounding, the total may not represent the sum of all components.*
- *The Exploration Target has been prepared and reported in accordance with the 2012 edition of the JORC Code. The potential quantity and grade of the Exploration Target is conceptual in nature. There has been insufficient exploration to estimate a Mineral Resource. It is uncertain if exploration will result in the estimation of a Mineral Resource.*

During the reporting period the company evaluated a range of opportunities to commercialise the Woodie Woodie North Manganese Project, commencing negotiations with third parties regarding earn-ins or Joint Ventures and by assessing the project for its DSO potential.

The Company reviewed historic drill data, rock samples and mapping data to assess the DSO potential of >35% Manganese ore at surface for early mining and as well as sourcing interested parties with funding options.

4. COMET PROJECT, WA

The 100% held Comet Gold Project is located in the central Murchison Goldfield; a historically prolific, yet under-explored, gold-producing region of Western Australia. The Project area is located approximately 650km northeast of Perth mid-way between the active mining centres of Mount Magnet and Meekatharra, close to the well serviced township of Cue in Western Australia (Figure 12).

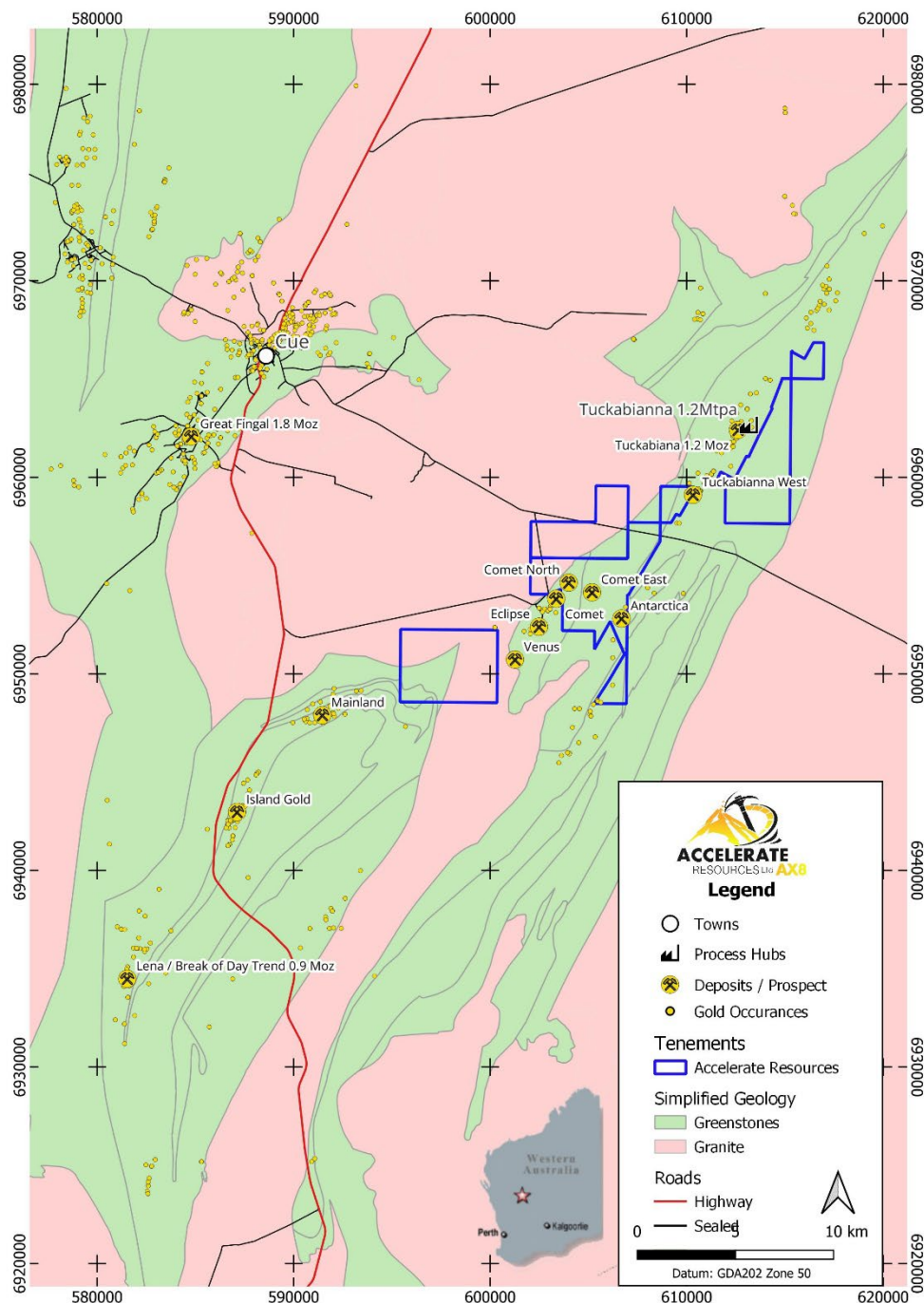


Figure 12: Location of the Comet Project.

The project tenure covers highly prospective portions of the Mount Magnet to Meekatharra Greenstone Belt, including the immediate strike extensions to Tuckabianna Shear Zone to the north-east and the Break of Day trend to the south-west. Compilation and analysis of historical RAB and RC drilling data has identified several gold targets and anomalous gold trends within the Comet Project area, with a particular focus around Banded Iron Formation (BIF) mineralisation at the Comet East, Comet North and the Antarctica Prospects (Figure 12).

CORPORATE

During the 6-month period, the company finalised its new gold strategy following extensive evaluation and due diligence with a focus on identifying projects in highly prospective terrains with the opportunity to transform new discoveries into producing assets rapidly and at a lower cost due to their proximity to toll treating process facilities.

Identifying undercover regions east of Kalgoorlie, Accelerate commenced negotiations for the 70% acquisition of the Kanowna East Project announced subsequent to the reporting period on the 23rd January 2025.

On the 31st January 2025 following the announcement of Accelerates new gold strategy and project acquisition, the Company initiated a capital raise managed by Euroz Hartleys. A firm commitment to raise A\$1.35M (before costs) was received from professional and sophisticated investors. These funds will be used to commence exploration activities at its Kanowna East Project with the technical team commencing on-ground exploration in early February 2025.

DIVIDENDS

There were no dividends paid, recommended, or declared during the half-year ended 31 December 2024.

SIGNIFICANT CHANGES IN THE STATE OF AFFAIRS

There are no significant changes in the state of affairs of the Group.

EVENTS SUBSEQUENT TO REPORTING PERIOD

On 22 January 2025, the Company announced the expiry of 83,071,376 options.

On 23 January 2025, the Company announced its new gold strategy with the acquisition of a 70% interest in the Kanowna East Gold Project.

On 31 January 2025 the Company announced that it had received firm commitments from professional and sophisticated investors to raise gross proceeds of A\$1.35million (before costs)

On 31 January 2025, the Company announced the expiry of 7,000,000 performance rights.

On 31 January 2025, the Company announced the resignation of Ms Yaxi Zhan.

On 10 February 2025, the Company announced the issue of 125,000,000 fully paid ordinary shares at \$0.01 each.

On 19 February 2025, the Company announced the commencement of on-ground exploration at the Kanowna East Gold Project.

No other matter or circumstance has arisen since the end of the financial period which significantly affected or may significantly affect the operations of the Group, the results of those operations or the state of affairs of the Group in future financial periods.

OPERATING RESULTS FOR THE PERIOD

The loss after tax for the half-year ended 31 December 2024 was \$1,093,418 (2023: \$1,713,050 loss).

AUDITOR'S INDEPENDENCE DECLARATION

A copy of the auditor's independence declaration as required under section 307C of the *Corporations Act 2001* is set out immediately after this directors' report.

This report is made in accordance with a resolution of directors, pursuant to section 306(3)(a) of the *Corporations Act 2001*.

On behalf of the directors

Luke Meter



Chief Executive Officer
Date: 14 March 2025
Perth

COMPETENT PERSON STATEMENTS

The information in this report that relates to Mineral Resources (including the Mineral Resources Statement) is based on and fairly represents information and supporting documentation compiled by Ms Felicity Hughes. The Mineral Resource Statement as a whole has been approved by Ms Hughes, who is an independent consultant at ERM Ltd who was engaged by Accelerate Resources Ltd and is a Member of the Australian Institute of Geoscientists (AIG) and the Australasian Institute of Mining and Metallurgy (AusIMM).

Ms Hughes has sufficient experience relevant to the style of mineralisation and type of deposit under consideration and to the activity which they are undertaking to qualify as a Competent Person as defined in the 2012 edition of the Australasian Code for the Reporting of Exploration Results, Mineral Resources and Ore Reserves (JORC Code). Ms Hughes has provided her prior written consent to the form and context in which the Mineral Resources Statement appears in this Annual Report.

The information in this report which relates to the Woodie Woodie North Mineral Resources was extracted from the Company's ASX announcement dated 30 November 2023 which is available to view on the Company's website. The Company confirms that it is not aware of any new information or data that materially affects the information included in the original market announcement and that all material assumptions and technical parameters underpinning the estimates in the original market announcement continue to apply and have not materially changed. The Company confirms that the form and context in which the Competent Persons' findings are presented have not materially changed.

The information in this report that relates to the Woodie Woodie North Exploration Target is based on and fairly represents information and supporting documentation compiled by Mr Matthew Clark. The Exploration Target has been approved by Mr Clark, who is an independent consultant at ERM Ltd who was engaged by Accelerate Resources Ltd and is a Member of the Australian Institute of Mining and Metallurgy (AusIMM). Mr Clark has sufficient experience relevant to the style of mineralisation and type of deposit under consideration and to the activity which they are undertaking to qualify as a Competent Person as defined in the 2012 edition of the Australasian Code for the Reporting of Exploration Results, Mineral Resources and Ore Reserves (JORC Code). Mr Clark has provided his prior written consent to the form and context in which the Manganese Exploration Target Statement appears in this Annual Report.

Information in this release related to Exploration Results (Manganese) is based on information compiled by Dr Joseph Drake-Brockman. He is a qualified geologist and a Fellow of the Australian Institute of Mining and Metallurgy (AusIMM). Dr Drake-Brockman has sufficient experience, which is relevant to the style of mineralisation and type of deposit under consideration and to the activity being undertaken to qualify as a Competent Person as defined in the 2012 Edition of the 'Australasian Code for Reporting of Exploration Results, Mineral Resources, and Ore Reserves'. Dr Drake-Brockman was employed by Drake-Brockman Geoinfo Pty Ltd and was under contract to the Company to act as Exploration Manager. The Company has granted Dr Drake-Brockman performance-based share options. Dr Drake-Brockman consents to the inclusion in this release of the matters based on his information in the form and context in which it appears.

The information in this report that relates to Exploration Results (Manganese) is extracted from the Company's ASX announcements noted in the text of the report which are available

to view on the Company's website. The Company confirms that it is not aware of any new information or data that materially affects the information included in the original market announcements and that the form and context in which the Competent Persons' findings are presented have not materially changed.

Information in this release related to Exploration Results (Lithium & Gold) is based on information compiled by Mr Luke Meter. Mr Meter is a qualified geologist and a Member of the Australian Institute of Geoscientists (AIG) and the Australian Institute of Mining and Metallurgy (AusIMM). Mr Meter has sufficient experience, which is relevant to the style of mineralisation and type of deposit under consideration and to the activity being undertaken to qualify as a Competent Person as defined in the 2012 Edition of the 'Australasian Code for Reporting of Exploration Results, Mineral Resources, and Ore Reserves'. Mr Meter is employed by Accelerate Resources as its Chief Executive Officer and consents to the inclusion in this release of the matters based on his information in the form and context in which it appears.

The information in this report that relates to Exploration Results (Lithium & Gold) is extracted from the Company's ASX announcements noted in the text of the report which are available to view on the Company's website. The Company confirms that it is not aware of any new information or data that materially affects the information included in the original market announcements and that the form and context in which the Competent Persons' findings are presented have not materially changed.

FORWARD LOOKING STATEMENTS

Statements contained in this release, particularly those regarding possible or assumed future performance, costs, dividends, production levels or rates, prices, resources, reserves or potential growth of Accelerate Resources Limited, are, or may be, forward looking statements. Such statements relate to future events and expectations and, as such, involve known and unknown risks and uncertainties. Actual results and developments may differ materially from those expressed or implied by these forward-looking statements depending on various factors.

To the Board of Directors,

AUDITOR'S INDEPENDENCE DECLARATION UNDER SECTION 307C OF THE CORPORATIONS ACT 2001

As lead audit director for the review of the financial statements of Accelerate Resources Limited and its controlled entities for the half-year ended 31 December 2024, I declare that to the best of my knowledge and belief, there have been no contraventions of:

- the auditor independence requirements of the *Corporations Act 2001* in relation to the review; and
- any applicable code of professional conduct in relation to the review.

Yours Faithfully,

Hall Chadwick

HALL CHADWICK WA AUDIT PTY LTD



CHRIS NICOLOFF CA
Director

Dated this 14th day of March 2025
Perth, Western Australia

CONDENSED CONSOLIDATED STATEMENT OF PROFIT OR LOSS AND OTHER COMPREHENSIVE INCOME

For the half-year ended 31 December 2024

		Consolidated	
		31 December	31 December
		2024	2023
	Note	\$	\$
Revenue			
Other income		12,203	-
Expenses			
Corporate and professional expenses		(101,223)	(156,252)
Director and employee benefits		(211,219)	(384,656)
Administration expenses		(95,700)	(162,215)
Other expenses		(36,591)	(212,425)
Depreciation expenses		(12,029)	(13,833)
Share based payment expense		(113,276)	(495,419)
Exploration expenditure		(179,882)	(239,523)
Exploration expenditure written off		(355,701)	(48,727)
Loss before income tax expenses		(1,093,418)	(1,713,050)
Income tax expense		-	-
Loss after income tax for the half-year		(1,093,418)	(1,713,050)
Other comprehensive income for the half-year			
Changes in fair value of financial assets – fair value OCI		-	-
Total comprehensive loss for the half-year		(1,093,418)	(1,713,050)
Basic and Diluted Loss per share (cents per share)	9	(0.18)	(0.39)

The accompanying notes form part of this financial report

CONDENSED CONSOLIDATED STATEMENT OF FINANCIAL POSITION

As at 31 December 2024

	Note	Consolidated	
		31 December 2024	30 June 2024
		\$	\$
ASSETS			
Current Assets			
Cash and cash equivalents	3	481,960	1,952,261
Other assets	4	102,350	159,148
Total Current Assets		584,310	2,111,409
Non-Current Assets			
Exploration and evaluation expenditure	5	9,124,049	9,237,645
Other non-current assets	4	1,236,261	1,236,261
Plant and equipment		93,932	105,961
Total Non-Current Assets		10,454,242	10,579,867
TOTAL ASSETS		11,038,552	12,691,276
LIABILITIES			
Current Liabilities			
Trade and other payables	6	144,754	785,692
Provisions		110,582	142,068
Total Current Liabilities		255,336	927,760
TOTAL LIABILITIES		255,336	927,760
NET ASSETS		10,783,216	11,763,516
EQUITY			
Issued capital	7	22,253,503	22,195,661
Reserves	8	3,602,439	3,547,163
Accumulated losses		(15,072,726)	(13,979,308)
TOTAL EQUITY		10,783,216	11,763,516

The accompanying notes form part of this financial report

CONDENSED CONSOLIDATED STATEMENT OF CHANGES IN EQUITY

For the half-year ended 31 December 2024

	Note	Issued Capital \$	Reserves \$	Accumulated Losses \$	Total \$
Balance as at 1 July 2023		16,169,011	2,795,555	(11,350,878)	7,613,688
Loss for the half-year		-	-	(1,713,050)	(1,713,050)
Other comprehensive income		-	-	-	-
Total Comprehensive Loss for the half-year		-	-	(1,713,050)	(1,713,050)
Shares issued		3,844,500	-	-	3,844,500
Share issue costs		(405,146)	-	-	(405,146)
Performance rights issued		-	238,853	-	238,853
Conversion of performance rights		196,820	(196,820)	-	-
Options issued		-	436,898	-	436,898
Balance as at 31 December 2023		19,805,185	3,274,486	(13,063,928)	10,015,743
Balance as at 1 July 2024		22,195,661	3,547,163	(13,979,308)	11,763,516
Loss for the half-year		-	-	(1,093,418)	(1,093,418)
Other comprehensive income		-	-	-	-
Total Comprehensive Loss for the half-year		-	-	(1,093,418)	(1,093,418)
Share issue costs	7	(158)	-	-	(158)
Conversion of performance rights	7	58,000	(58,000)	-	-
Options issued	8	-	13,246	-	13,246
Performance rights vested		-	194,299	-	194,299
Performance rights reversed		-	(94,269)	-	(94,269)
Balance as at 31 December 2024		22,253,503	3,602,439	(15,072,726)	10,783,216

The accompanying notes form part of this financial report

CONDENSED CONSOLIDATED STATEMENT OF CASH FLOWS

For the half-year ended 31 December 2024

	31 December 2024	31 December 2023
Note	\$	\$
CASH FLOWS FROM OPERATING ACTIVITIES		
Payments to suppliers and employees	(931,258)	(1,349,530)
Other income received	12,203	-
Net cash (used in) operating activities	(919,055)	(1,349,530)
CASH FLOWS FROM INVESTING ACTIVITIES		
Payments for exploration and evaluation expenditures	(551,088)	(1,160,012)
Purchase of plant and equipment	-	(15,998)
Net cash (used in) / from investing activities	(551,088)	(1,176,010)
CASH FLOWS FROM FINANCING ACTIVITIES		
Proceeds from issue of shares	7	3,610,000
Share issue costs	7	(224,864)
Net cash from financing activities	(158)	3,385,136
Net (decrease)/increase in cash and cash equivalents	(1,470,301)	859,596
Cash and cash equivalents at the beginning of the half-year	1,952,261	2,037,164
Cash and cash equivalents at the end of the half-year	3	2,896,760

The accompanying notes form part of this financial report

NOTES TO THE CONDENSED CONSOLIDATED INTERIM FINANCIAL REPORT

NOTE 1: GENERAL INFORMATION

Accelerate Resources Limited and its controlled entities is a public company listed on the Australian Securities Exchange (trading under the symbol 'AX8'), incorporated and operating in Australia.

NOTE 2: MATERIAL ACCOUNTING POLICIES

Statement of compliance

The half-year interim report is a general purpose financial report prepared in accordance with the Corporations Act 2001 and AASB 134 'Interim Financial Reporting'. Compliance with AASB 134 ensures compliance with International Financial Reporting Standard IAS 34 'Interim Financial Reporting'. The half-year report does not include notes of the type normally included in an annual financial report and should be read in conjunction with the annual financial report for the year ended 30 June 2024 and any public announcements made by the Group during the interim reporting period in accordance with the continuous disclosure requirements of the Corporations Act 2001.

Basis of preparation

The financial statements have been prepared on the basis of historical cost. Cost is based on the fair values of the consideration given in exchange for assets. All amounts are presented in Australian dollars, unless otherwise noted.

The accounting policies and methods of computation adopted in the preparation of the financial statements are consistent with those adopted and disclosed in the Group's annual financial report for the year ended 30 June 2024, except for the impact of the Standards and Interpretations described below. These accounting policies are consistent with Australian Accounting Standards and with International Financial Reporting Standards.

Changes in Accounting Policy, Accounting Standards and Interpretations

The Group has adopted all of the new or amended Accounting Standards and Interpretations issued by the Australian Accounting Standards Board ('AASB') that are mandatory for the current reporting period. Any new or amended Accounting Standards or Interpretations that are not yet mandatory have not been early adopted.

NOTE 2: MATERIAL ACCOUNTING POLICIES (CONTINUED)

Going concern

The financial report has been prepared on the going concern basis which contemplates the continuity of normal business activity, the realisation of assets and the settlement of liabilities in the ordinary course of business.

For the period ended 31 December 2024 the Group incurred a loss of \$1,093,418 (Dec 2023: \$1,713,050) and net operating cash outflows of \$919,055 (Dec 2023: \$1,349,530).

The Group's ability to continue as a going concern is dependent upon it maintaining sufficient funds for its operations and commitments. These conditions indicate a material uncertainty that may cast significant doubt about the ability of the Group to continue as a going concern.

The directors have prepared a cash flow forecast, which indicates that the Group will have sufficient cash flows to meet all commitments and working capital requirements for the 12 month period from the date of signing this financial report.

The Directors believe it is appropriate to prepare these accounts on going concern basis for the following reasons:

- current level of cash and cash equivalents;
- the quality of the Group's exploration assets and underlying prospects to raise additional equity capital;
- the discretionary nature of a significant proportion of the Group's planned exploration spend; and
- the potential to farm-down or dispose of its mineral interests.

Based on the cash flow forecasts and other factors referred to above, the Directors are satisfied that the going concern basis of preparation is appropriate. In particular, given the Group's history of raising capital to date, the directors are confident of the Group's ability to raise additional funds as and when they are required.

Should the Group be unable to continue as a going concern it may be required to realise its assets and extinguish its liabilities other than in the normal course of business and at amounts different to those stated in the financial statements. The financial statements do not include any adjustments relating to the recoverability and classification of asset carrying amounts or to the amount and classification of liabilities that might result should the Group be unable to continue as a going concern and meet its debts as and when they fall due.

NOTE 3: CASH AND CASH EQUIVALENTS

	Consolidated 31 December 2024 \$	Consolidated 30 June 2024 \$
Cash at bank	481,960	1,952,261

NOTE 4: OTHER ASSETS

	Consolidated 31 December 2024 \$	Consolidated 30 June 2024 \$
CURRENT		
GST receivable	24,127	104,288
Prepayments	60,862	54,860
Other assets	17,361	-
	102,350	159,148
NON-CURRENT		
Other non-current asset – Vytas Resources Pty Ltd	1,236,261	1,236,261
	1,236,261	1,236,261

NOTE 5: EXPLORATION AND EVALUATION EXPENDITURE

	Consolidated 31 December 2024 \$	Consolidated 30 June 2024 \$
Exploration and evaluation expenditure – Western Australia	9,124,049	9,237,645
	9,124,049	9,237,645
<i>Exploration and evaluation expenditure – Western Australia</i>	\$	
Balance as at 1 July 2024	9,237,645	
Additions	242,105	
Exploration expenditure written off	(355,701)	
Balance as at 31 December 2024	9,124,049	

NOTE 6: TRADE AND OTHER PAYABLES

	Consolidated 31 December 2024 \$	Consolidated 30 June 2024 \$
Trade payables	58,022	699,263
Accruals	15,000	49,182
Other payables	71,732	37,247
	144,754	785,692

NOTE 7: ISSUED CAPITAL

	31 December 2024 No.	30 June 2024 No.	31 December 2024 \$	30 June 2024 \$
Fully paid ordinary shares	662,188,712	661,188,712	22,253,503	22,195,661

	Date	Issue price \$	Shares No.	Amount \$
<i>Movements in Issued Capital</i>				
Balance as at 1 July 2024			661,188,712	22,195,661
Shares issued on conversion of performance rights	14/08/2024	0.058	1,000,000	58,000
Share Issue Costs			-	(158)
Balance as at 31 December 2024			662,188,712	22,253,503

NOTE 8: RESERVES

	31 December 2024 \$	30 June 2024 \$
Option reserve	3,275,624	3,262,378
Performance rights reserve	326,815	284,785
	3,602,439	3,547,163

	Options No.	Amount \$
<i>Movements in Option Reserve</i>		
Balance as at 1 July 2024	99,821,376	3,262,378
Options issued to Employees ¹	750,000	13,246
Options expired	(83,071,376)	-
Balance as at 31 December 2024	17,500,000	3,275,624

¹ On 1 July 2024, the Company issued 750,000 unlisted options exercisable at \$0.075 each, expiring 30 June 2027 to an Employee of the Company.

The Black-Scholes and Monte Carlo option pricing models were used to value the options and the following table lists the inputs to the model used for the valuation of the options:

Grant Date	Expiry Date	Exercise Price	Share Price at Grant Date	Expected Volatility	Risk-free Interest Rate	Fair Value per Option
01/07/2024	30/06/2027	\$0.075	\$0.036	100%	4.12%	\$0.0177

NOTE 8: RESERVES (CONTINUED)

Summary of options granted as at 31 December 2024 are as follows:

Grant Date	Expiry Date	Exercise Price	Balance at 1 Jul 2024	Granted	Ex-ercised	Expired / Forfeited / Other	Balance at 31 Dec 2024
23/11/2020	27/11/2024	\$0.0957	9,000,000	-	-	(9,000,000)	-
16/11/2021	16/11/2024	\$0.0593	4,500,000	-	-	(4,500,000)	-
01/02/2022	01/02/2025	\$0.059	1,000,000	-	-	-	1,000,000
22/04/2022	22/10/2024	\$0.10	10,000,000	-	-	(10,000,000)	-
28/12/2022	28/12/2024	\$0.05	53,571,376	-	-	(53,571,376)	-
28/12/2022	28/12/2024	\$0.05	5,000,000	-	-	(5,000,000)	-
27/01/2023	27/01/2025	\$0.05	2,250,000	-	-	-	2,250,000
27/01/2023	01/12/2024	\$0.05	1,000,000	-	-	(1,000,000)	-
28/11/2023	30/11/2026	\$0.05	6,500,000	-	-	-	6,500,000
28/11/2023	04/12/2025	\$0.04	5,000,000	-	-	-	5,000,000
02/05/2024	02/05/2025	\$0.075	2,000,000	-	-	-	2,000,000
01/07/2024	30/06/2027	\$0.075	-	750,000	-	-	750,000
			99,821,376	750,000	-	(83,071,376)	17,500,000

Movements in Performance Rights Reserve

	Performance Rights No.	Amount \$
Balance as at 1 July 2024	136,000,000	284,785
Performance rights converted	(1,000,000)	(16,697)
Performance rights vested	-	152,996
Performance rights reversed	-	(94,269)
Balance as at 31 December 2024	135,000,000	326,815

NOTE 9: EARNINGS PER SHARE

	Company 2024 \$	Company 2023 \$
Loss after income tax (used in calculating both basic and diluted loss per share)	(1,093,418)	(1,713,050)
	Cents	Cents
Basic loss per share (cents)	(0.18)	(0.39)
Diluted loss per share (cents)	(0.18)	(0.39)
	Number	Number
Weighted average number of ordinary shares used in calculating basic and diluted EPS	621,509,367	434,045,904

NOTE 10: SEGMENT REPORTING

The Group has identified its operating segments based on the internal reports that are used by the Board (the chief operating decision makers) in assessing performance and in determining the allocation of resources.

The operating segments are identified by the Board based on the phase of operation within the mining industry. For management purposes, the Group identified only one segment, being exploration assets in Australia. The Group is domiciled in Australia.

NOTE 11: CONTINGENT ASSETS AND LIABILITIES

At 31 December 2024, there was contingent consideration payable of 8,000,000 ordinary shares relating to the acquisition of Halcyon Resources Pty Ltd on 18 November 2019. These contingent consideration shares are payable based on Accelerate announcing on ASX platform upon shipment(s) of 50,000 tons of Kaolin Clay or derived product from the Project (E70/4969).

There were no contingent assets at 31 December 2024 (30 June 2024: nil).

NOTE 12: COMMITMENTS

Operating lease commitments consist of various mining tenement leases in Western Australia (Comet Gold Project, Woodie Woodie North Manganese Project, Karratha Lithium Projects)

The Group has annual minimum expenditure commitments of \$576,060 (30 June 2024: \$450,460). This is excluding the commitment relating to the Mt Read Cobalt Project due to the project value written down to nil.

NOTE 13: EVENTS SUBSEQUENT TO REPORTING PERIOD

On 22 January 2025, the Company announced the expiry of 83,071,376 options.

On 23 January 2025, the Company announced its new gold strategy with the acquisition of a 70% interest in the Kanowna East Gold Project.

On 31 January 2025 the Company announced that it had received firm commitments from professional and sophisticated investors to raise gross proceeds of A\$1.35million (before costs)

On 31 January 2025, the Company announced the expiry of 7,000,000 performance rights.

On 31 January 2025, the Company announced the resignation of Ms Yaxi Zhan.

On 10 February 2025, the Company announced the issue of 125,000,000 fully paid ordinary shares at \$0.01 each.

NOTE 13: EVENTS SUBSEQUENT TO REPORTING PERIOD (CONTINUED)

On 19 February 2025, the Company announced the commencement of on-ground exploration at the Kanowna East Gold Project.

Apart from the above, no matter or circumstance has arisen since the end of the financial period which significantly affected or may significantly affect the operations of the Group, the results of those operations or the state of affairs of the Group in future financial periods.

DIRECTORS' DECLARATION

In the opinion of the Directors of Accelerate Resources Limited:

1. The consolidated financial statements and notes, as set out within this financial report, are in accordance with the *Corporations Act 2001* including:
 - (a) complying with Accounting Standard AASB 134: Interim Financial Reporting and the Corporations Regulations 2001; and
 - (b) giving a true and fair view of the Group's financial position as at 31 December 2024 and its performance for the half-year then ended.
2. There are reasonable grounds to believe that the Company will be able to pay its debts as and when they become due and payable.

This declaration is made in accordance with a resolution of the Board of Directors made pursuant to Section 303(5)(a) of the *Corporations Act 2001*.

On behalf of the directors



Luke Meter
Chief Executive Officer

Perth
Dated: 14 March 2025

INDEPENDENT AUDITOR'S REVIEW REPORT TO THE MEMBERS OF ACCELERATE RESOURCES LIMITED

Conclusion

We have reviewed the accompanying half-year financial report of Accelerate Resources Limited ("the Company") and Controlled Entities ("the Consolidated Entity") which comprises the condensed consolidated statement of financial position as at 31 December 2024, the condensed consolidated statement of profit or loss and other comprehensive income, condensed consolidated statement of changes in equity and condensed consolidated statement of cash flows for the half-year ended on that date, a summary of material accounting policies and other selected explanatory notes, and the directors' declaration.

Based on our review, which is not an audit, we have not become aware of any matter that makes us believe that the half-year financial report of Accelerate Resources Limited and Controlled Entities does not comply with the *Corporations Act 2001* including:

- a. Giving a true and fair view of the Accelerate Resources Limited financial position as at 31 December 2024 and of its performance for the half-year ended on that date; and
- b. Complying with Accounting Standard AASB 134: *Interim Financial Reporting* and *Corporations Regulations 2001*.

Basis for Conclusion

We conducted our review in accordance with ASRE 2410 *Review of a Financial Report Performed by the Independent Auditor of the Entity*. Our responsibilities are further described in the *Auditor's Responsibilities for the Review of the Financial Report* section of our report. We are independent of the Company in accordance with the auditor independence requirements of the *Corporations Act 2001* and the ethical requirements of the Accounting Professional and Ethical Standards Board's APES 110 *Code of Ethics for Professional Accountants* that are relevant to our audit of the annual financial report in Australia. We have also fulfilled our other ethical responsibilities in accordance with the Code.

We confirm that the independence declaration required by the *Corporations Act 2001* which has been given to the directors of the Company, would be in the same terms if given to the directors as at the time of this auditor's review report.

Material Uncertainty Related to Going Concern

We draw attention to Note 2 in the half year financial report, which indicates that the Company incurred a net loss of \$1,093,418 during the half year ended 31 December 2024. As stated in Note 2 these events or conditions, along with other matters as set forth in Note 2, indicate that a material uncertainty exists that may cast significant doubt on the Company's ability to continue as a going concern. Our conclusion is not modified in respect of this matter.

Responsibility of the Directors for the Financial Report

The directors of the Accelerate Resources Limited are responsible for the preparation of the half-year financial report that gives a true and fair view in accordance with Australian Accounting Standards and the *Corporations Act 2001* and for such control as the directors determine is necessary to enable the preparation of the half-year financial report that gives a true and fair view and is free from material misstatement, whether due to fraud or error.

Auditor's Responsibility for the Review of the Financial Report

Our responsibility is to express a conclusion on the half-year financial report based on our review. ASRE 2410 requires us to conclude whether we have become aware of any matter that makes us believe that the half-year financial report is not in accordance with the *Corporations Act 2001* including giving a true and fair view of the Consolidated Entity's financial position as at 31 December 2024 and its performance for the half-year ended on that date, and complying with Accounting Standard AASB 134 *Interim Financial Reporting* and the *Corporations Regulations 2001*.

A review of a half-year financial report consists of making enquiries, primarily of persons responsible for financial and accounting matters, and applying analytical and other review procedures. A review is substantially less in scope than an audit conducted in accordance with Australian Auditing Standards and consequently does not enable us to obtain assurance that we would become aware of all significant matters that might be identified in an audit. Accordingly, we do not express an audit opinion.



HALL CHADWICK WA AUDIT PTY LTD



CHRIS NICOLOFF CA
Director

Dated this 14th day of March 2025
Perth, Western Australia